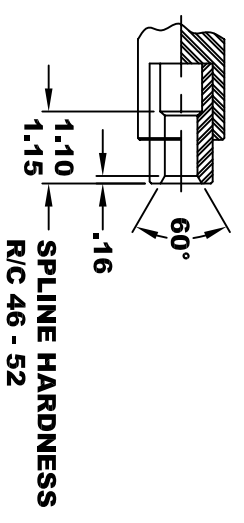
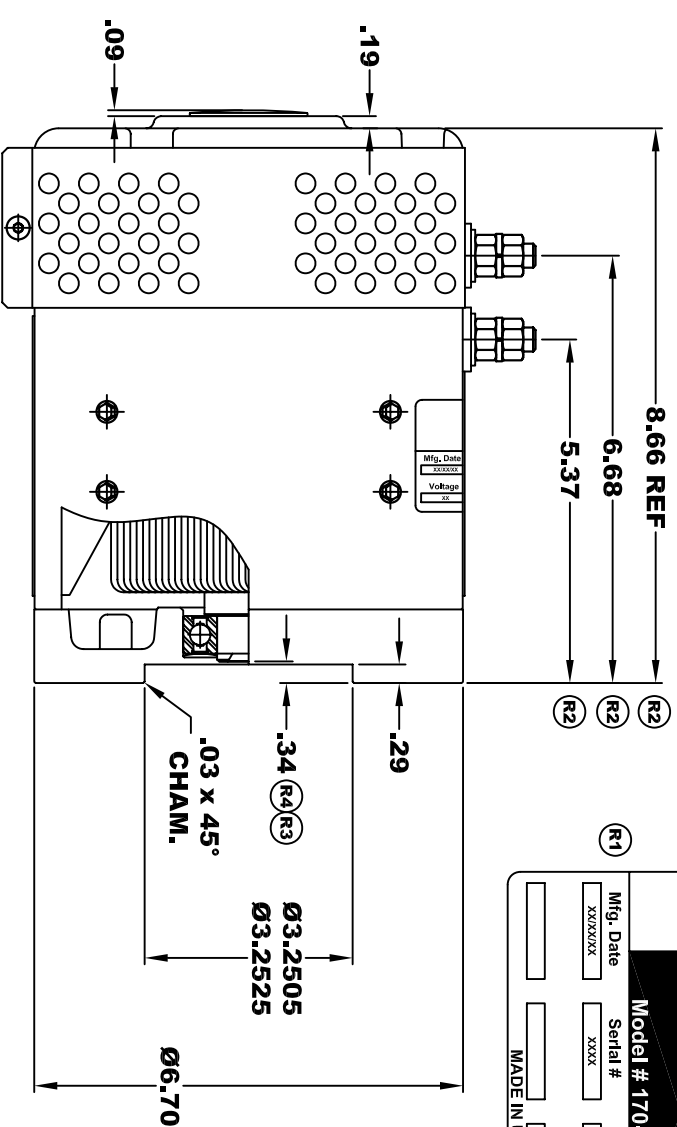


<b>D&amp;D MOTOR SYSTEMS INC.</b>			
SYRACUSE N.Y.			
Model # 170-009-0001			
Mfg. Date	Serial #	Rating	Voltage
XXXXXX	XXXX	CLASS H	12
MADE IN U.S.A.			

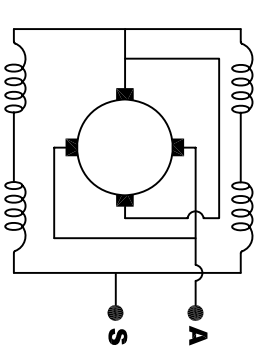


**INTERNAL INVOLUTE SPLINE SPECIFICATION**  
**FLAT ROOT SIDE FIT (PER A.N.S.I. B92.1 CLASS 5)**

NO. OF TEETH \_\_\_\_\_ 9  
 SPLINE PITCH \_\_\_\_\_ 16 / 32  
 PRESSURE ANGLE \_\_\_\_\_ 30°  
 BASE Ø \_\_\_\_\_ .4871 REF  
 PITCH Ø \_\_\_\_\_ .5625 REF  
 MAJOR Ø \_\_\_\_\_ .651  
 FORM Ø \_\_\_\_\_ .629  
 MINOR Ø \_\_\_\_\_ .509 - .514

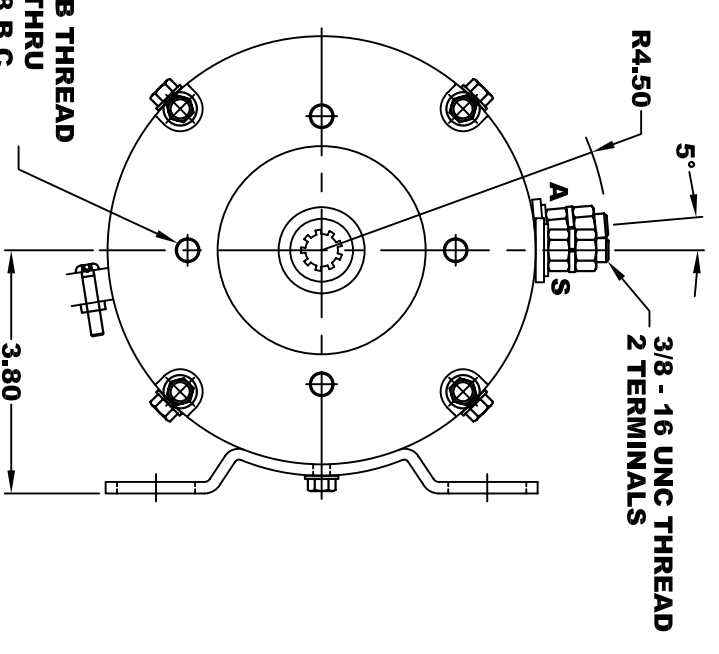
⓪.010 A  
 L.010 B

**CIRCULAR SPACE WIDTH**  
 MAX ACTUAL \_\_\_\_\_ .1008  
 MIN EFFECTIVE \_\_\_\_\_ .0982  
**MAX DIMENSION BETWEEN TWO PINS** \_\_\_\_\_ .3972  
 PIN Ø \_\_\_\_\_ .1080

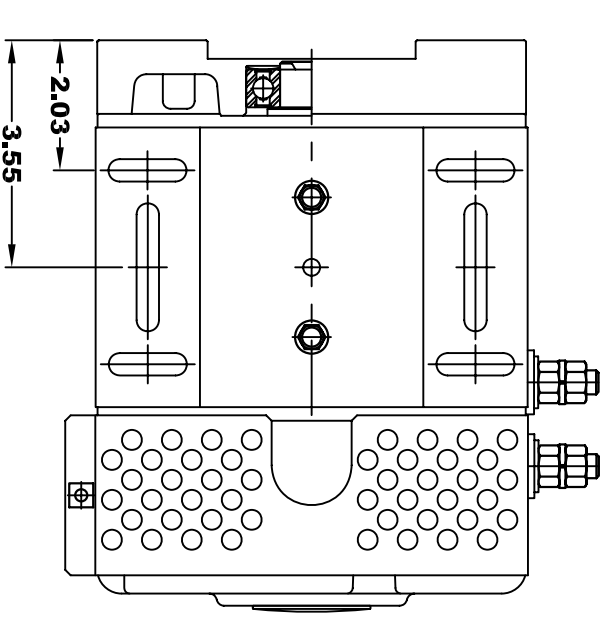


**MOTOR WEIGHT: 39 LBS**  
**CLASS "H" INSULATION**  
**PERFORMANCE SPEC: 24**

**TORQUE SPECIFICATION FOR POWER CABLE SECURING TOP NUTS**  
 3/8-16 UNC - 140 IN / LBS MAX



**MOTOR WIRING CONNECTIONS:**  
**CW ROTATION DRIVE END**  
**CONNECT ONE POWER CABLE TO TERMINAL A**  
**CONNECT THE OTHER POWER CABLE TO TERMINAL S**



**D & D MOTOR SYSTEMS INC**

**MOTOR OUTLINE**

THIS PRINT IS THE PROPERTY OF D&D MOTOR SYSTEMS INC.  
 DO NOT SCALE  
 WORK TO DIMENSIONS  
 TOLERANCES UNLESS OTHERWISE SPECIFIED ARE AS FOLLOWS

.XXX \_\_\_\_\_ .005  
 .XX \_\_\_\_\_ .01  
 .XX ROUGH CASTING \_\_\_\_\_ .03  
 HOLES \_\_\_\_\_ -.001 / +.006  
 ANGLES \_\_\_\_\_ 0°30"

SIZE	DRAWN DATE	RELEASE DATE	DWG NO. / PART NO.	REV
B	10-1-02	4-10-03	170 - 009 - 0001	R4
SCALE	STF	DRAWN BY	MJG	ES-35
				REV DATE
				3-17-14