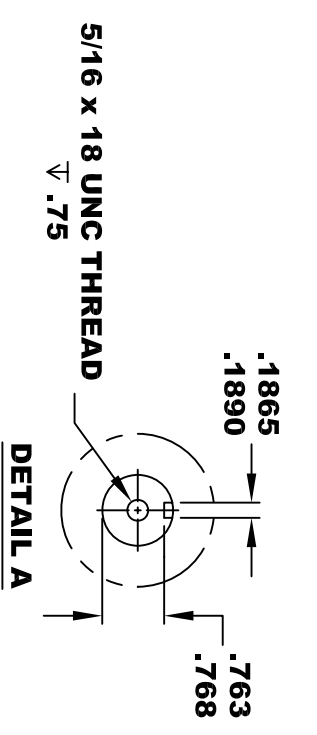
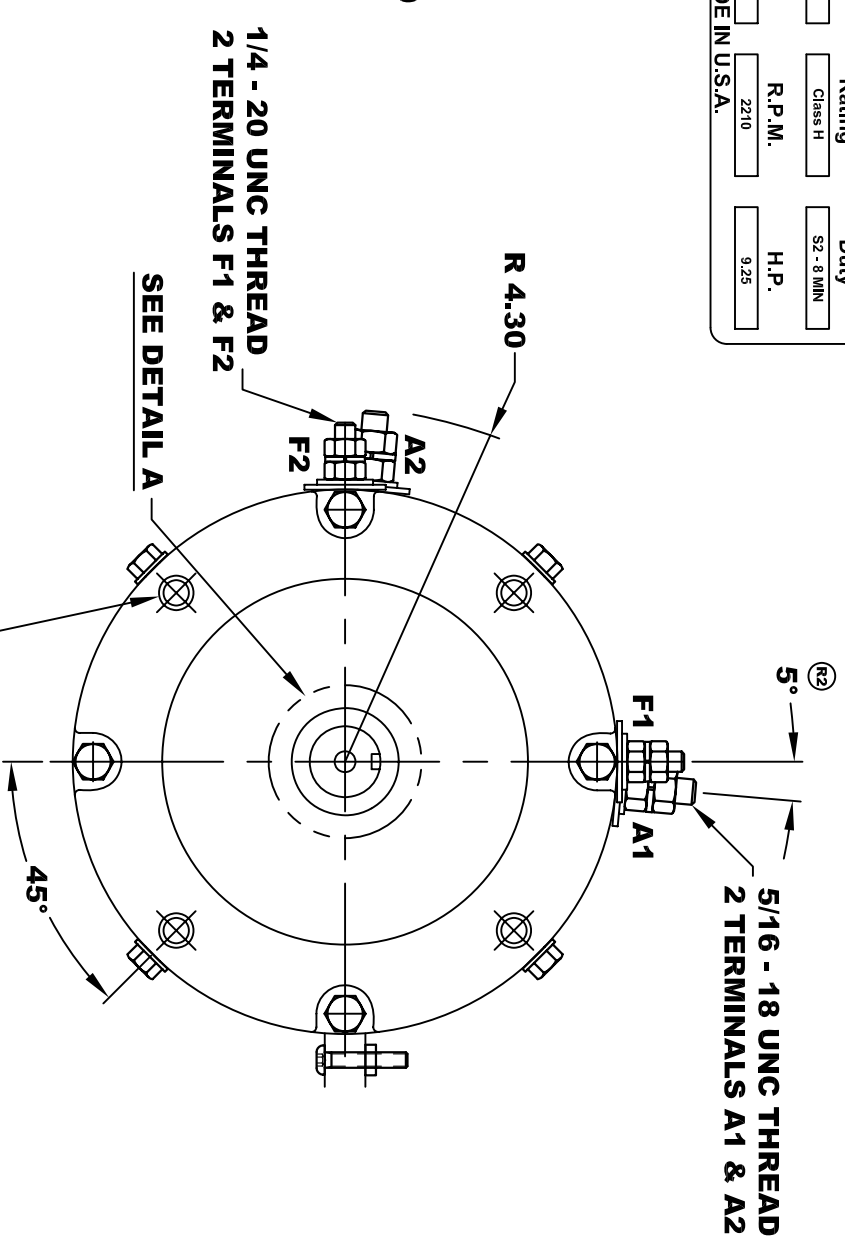
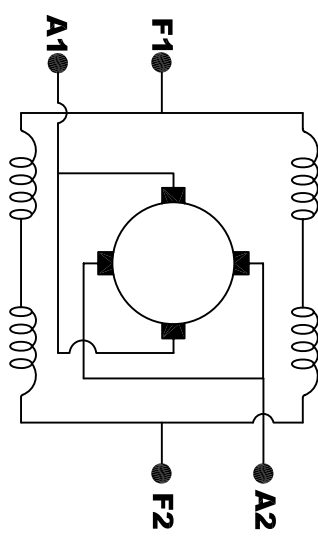


A2		A1	
WESMAR D.C. DRIVE MOTOR			
Model # 170 - 500 - 0002			
Mfg. Date	Serial #	Rating	Duty
XX/XX/XX	XXXX	Class H	S2 - 8 MIN
Voltage	Current	R.P.M.	H.P.
48	181 / 35	2210	9.25
MADE IN U.S.A.			

**TORQUE SPECIFICATION FOR
POWER CABLE SECURING TOP NUTS**
5/16-18 UNC (A1 / A2) - 110 IN / LBS MAX
1/4-20 UNC (F1 / F2) - 50 IN / LBS MAX



MOTOR WEIGHT: 50 LBS
CLASS "H" INSULATION
PERFORMANCE SPEC: 4



ELECTRICAL WIRING DIAGRAM

MOTOR WIRING CONNECTIONS:
CW ROTATION DRIVE END
CONNECT A1 & F1 TO ONE BATTERY TERMINAL
CONNECT A2 & F2 TO OTHER BATTERY TERMINAL
CCW ROTATION DRIVE END
SWITCH F1 & F2 CONNECTIONS

THIS PRINT IS THE PROPERTY OF D&D MOTOR SYSTEMS INC.
DO NOT SCALE
WORK TO DIMENSIONS
TOLERANCES UNLESS OTHERWISE SPECIFIED ARE AS FOLLOWS
.XX _____ .01
.XXX _____ .005
.XX ROUGH CASTING _____ .03
HOLES _____ -.001 / +.006
ANGLES _____ 0°30"

D & D MOTOR SYSTEMS INC			
MOTOR OUTLINE			
SIZE	DRAWN DATE	RELEASE DATE	DWG NO. / PART NO.
B	8-6-02	12-9-02	170 - 500 - 0002
SCALE	STF	DRAWN BY	REV DATE
		MJG	ES-10E 5-20-05