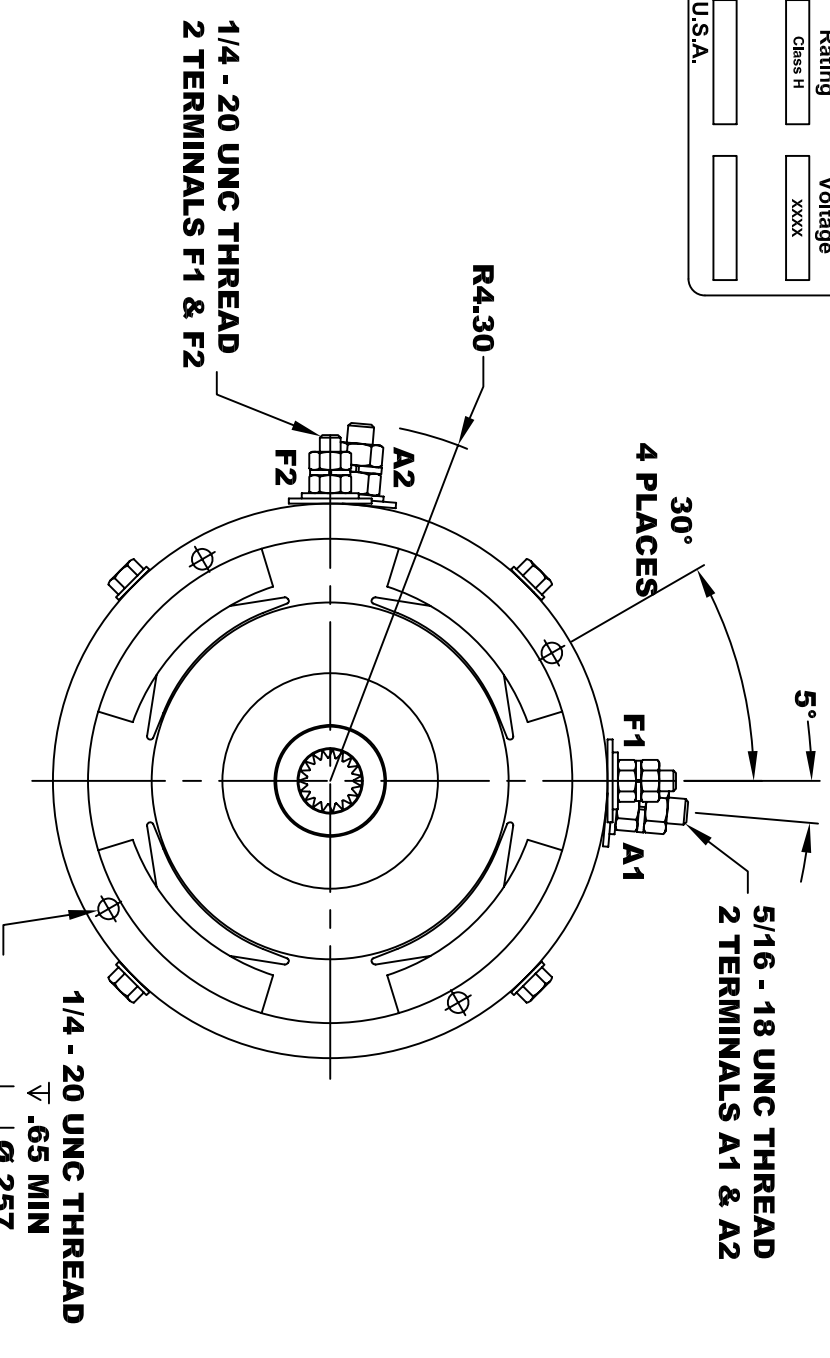
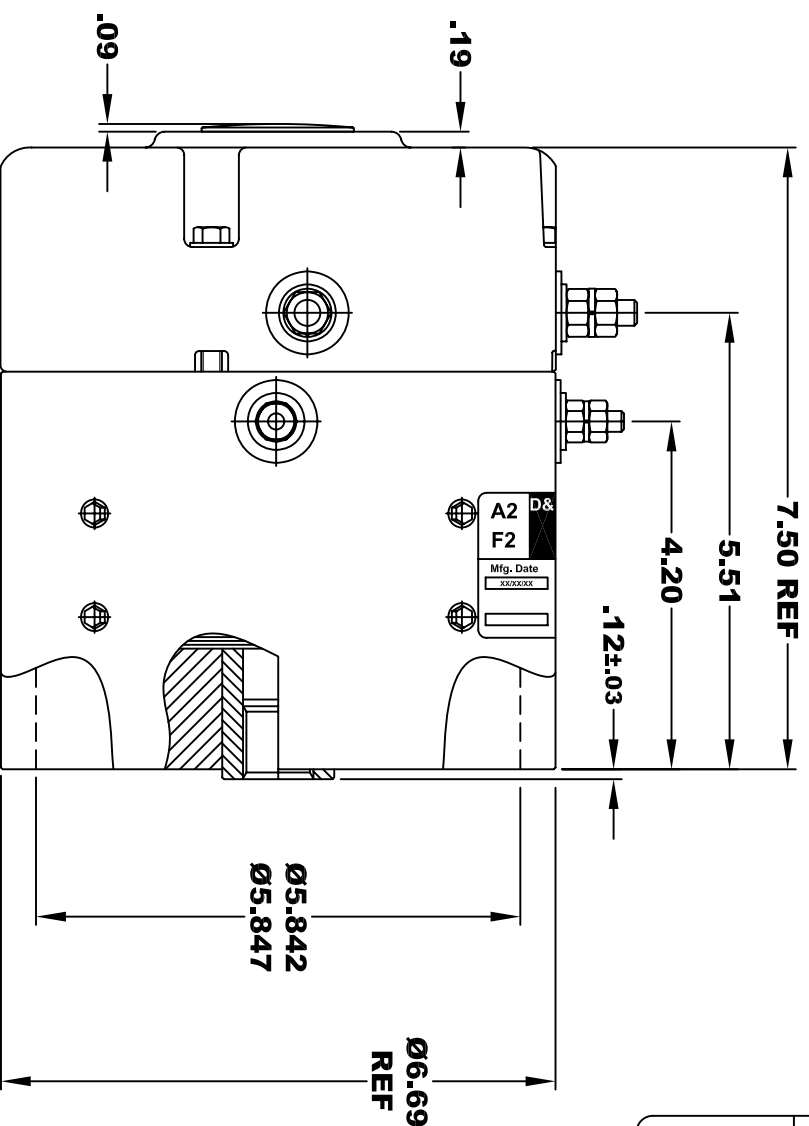


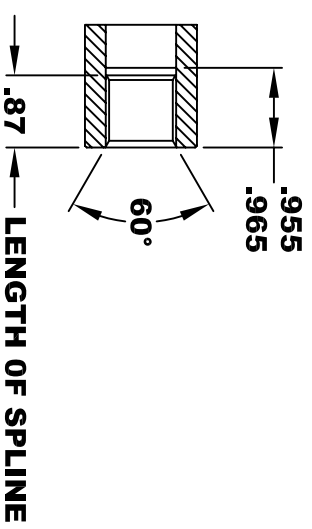
A2	D&D MOTOR SYSTEMS INC.				A1
F2	SYRACUSE N.Y.				F1
Model # ES-102-45					
Mfg. Date	Serial #	Rating	Voltage		
XXXXXX	XXXX	Class H	XXXX		
MADE IN U.S.A.					

**TORQUE SPECIFICATION FOR
POWER CABLE SECURING TOP NUTS**
 5/16-18 UNC (A1 / A2) - 110 IN / LBS MAX
 1/4-20 UNC (F1 / F2) - 50 IN / LBS MAX

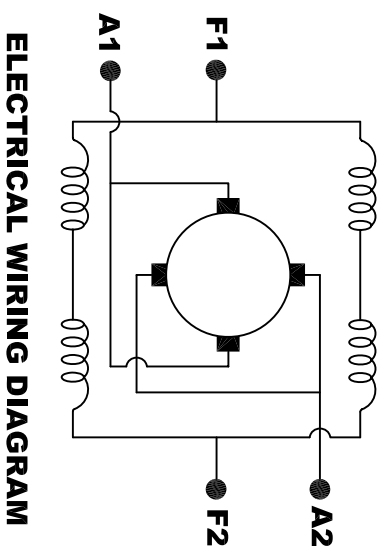


**INTERNAL INVOLUTE SPLINE SPECIFICATION
CLASS 5 FILLET ROOT SIDE FIT (PER A.N.S.I. B92.1)**

NO. OF TEETH _____ 19
 SPLINE PITCH _____ 24 / 48
 PRESSURE ANGLE _____ 45°
 BASE Ø _____ .5597 REF
 PITCH Ø _____ .7916 REF
 MAJOR Ø _____ .850 - .859
 FORM Ø _____ .835
 MINOR Ø _____ .767 - .772
 CIRCULAR SPACE WIDTH _____ .0764
 EFFECTIVE SPACE WIDTH _____ .0738
 MAX. DIMENSION BETWEEN
 TWO PINS _____ .6714
 PIN Ø _____ .0800
 SPLINE HARDNESS TO BE R/C 26-34



MOTOR WEIGHT: 35 LBS
CLASS "H" INSULATION
PERFORMANCE SPEC: 45



MOTOR WIRING CONNECTIONS:
CW ROTATION DRIVE END
 CONNECT A1 & F1 TO ONE BATTERY TERMINAL
 CONNECT A2 & F2 TO OTHER BATTERY TERMINAL
CCW ROTATION DRIVE END
 SWITCH F1 & F2 CONNECTIONS

THIS PRINT IS THE PROPERTY OF D&D MOTOR SYSTEMS INC.
 DO NOT SCALE
 WORK TO DIMENSIONS
 TOLERANCES UNLESS OTHERWISE SPECIFIED ARE AS FOLLOWS
 .XX _____ .01
 .XXX _____ .005
 .XX ROUGH CASTING _____ .03
 HOLES _____ -.001 / +.006
 ANGLES _____ 0°30"

D & D MOTOR SYSTEMS INC			
MOTOR OUTLINE			
SIZE	DRAWN DATE	RELEASE DATE	DWG NO. / PART NO.
B	5-10-04		ES-102-45
SCALE	STF	DRAWN BY	REV DATE
		MJG	