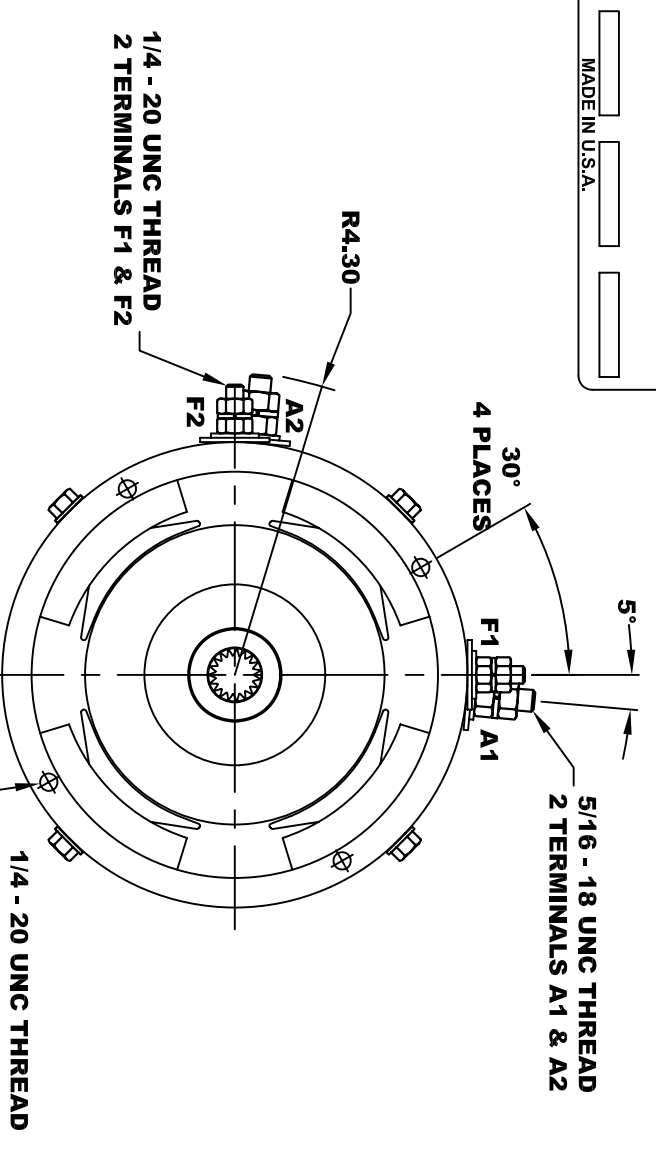
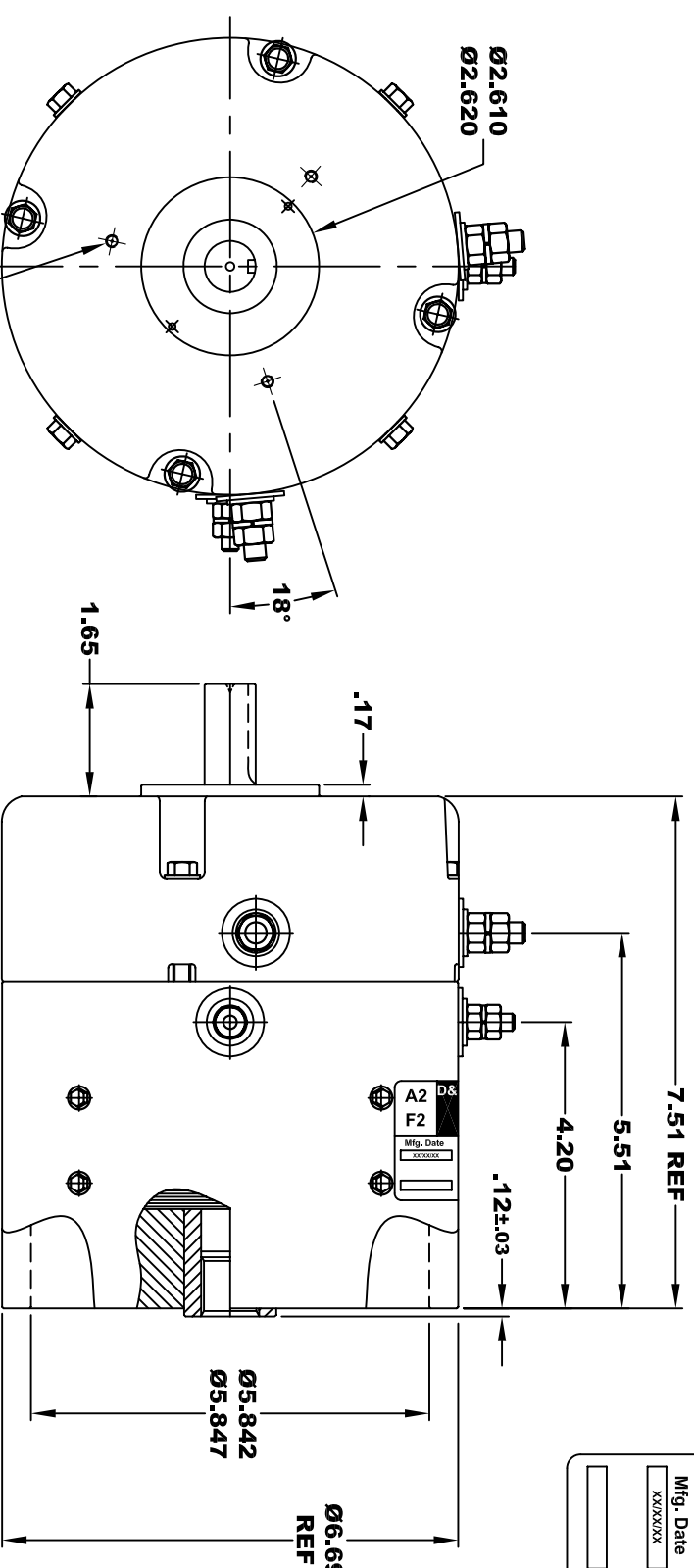


D&D MOTOR SYSTEMS INC.			
SYRACUSE N.Y.			
A2	F2	A1	F1
Model # ES-102A-52			
Mfg. Date	Serial #	Rating	Voltage
XXXXXX	XXXX	CLASS-H	XX
MADE IN U.S.A.			

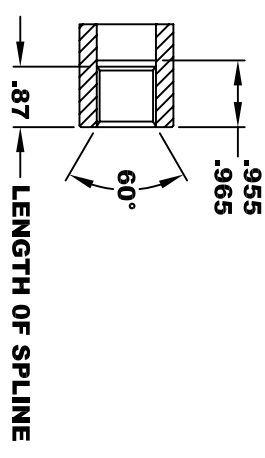
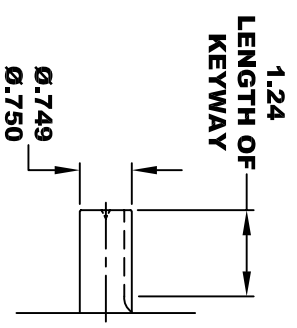
**TORQUE SPECIFICATION FOR
POWER CABLE SECURING TOP NUTS**
5/16-18 UNC (A1 / A2) - 110 IN / LBS MAX
1/4-20 UNC (F1 / F2) - 50 IN / LBS MAX



DRAFT

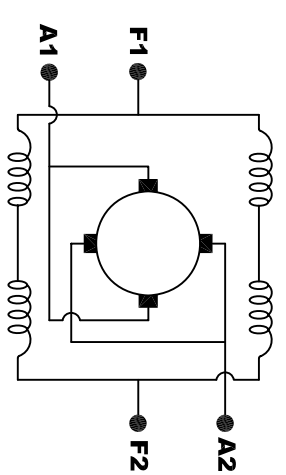
**INTERNAL INVOLUTE SPLINE SPECIFICATION
CLASS 5 FILLET ROOT SIDE FIT (PER A.N.S.I. B92.1)**

- NO. OF TEETH _____ 19
- SPLINE PITCH _____ 24 / 48
- PRESSURE ANGLE _____ 45°
- BASE Ø _____ .5597 REF
- PITCH Ø _____ .7916 REF
- MAJOR Ø _____ .850 - .859
- FORM Ø _____ .835
- MINOR Ø _____ .767 - .772
- CIRCULAR SPACE WIDTH _____ .0764
- EFFECTIVE SPACE WIDTH _____ .0738
- MAX. DIMENSION BETWEEN TWO PINS _____ .6714
- PIN Ø _____ .0800
- SPLINE HARDNESS TO BE R/C 26-34



MOTOR WEIGHT: XX LBS
CLASS "H" INSULATION
PERFORMANCE SPEC: 52

ELECTRICAL WIRING DIAGRAM



MOTOR WIRING CONNECTIONS:

- CW ROTATION DRIVE END**
- CONNECT A1 & F1 TO ONE BATTERY TERMINAL**
- CONNECT A2 & F2 TO OTHER BATTERY TERMINAL**
- CCW ROTATION DRIVE END**
- SWITCH F1 & F2 CONNECTIONS**

D & D MOTOR SYSTEMS INC

MOTOR OUTLINE

THIS PRINT IS THE PROPERTY OF D&D MOTOR SYSTEMS INC.
DO NOT SCALE
WORK TO DIMENSIONS
TOLERANCES UNLESS OTHERWISE SPECIFIED ARE AS FOLLOWS
.XXX _____ .005
.XX _____ .01
.XX ROUGH CASTING _____ .03
HOLES _____ -.001 / +.006
ANGLES _____ 0°30"

SIZE	DRAWN DATE	RELEASE DATE	DWG NO. / PART NO.	REV
B	1-21-10		ES-102A-52	
SCALE	STF	DRAWN BY	MJG	REV DATE