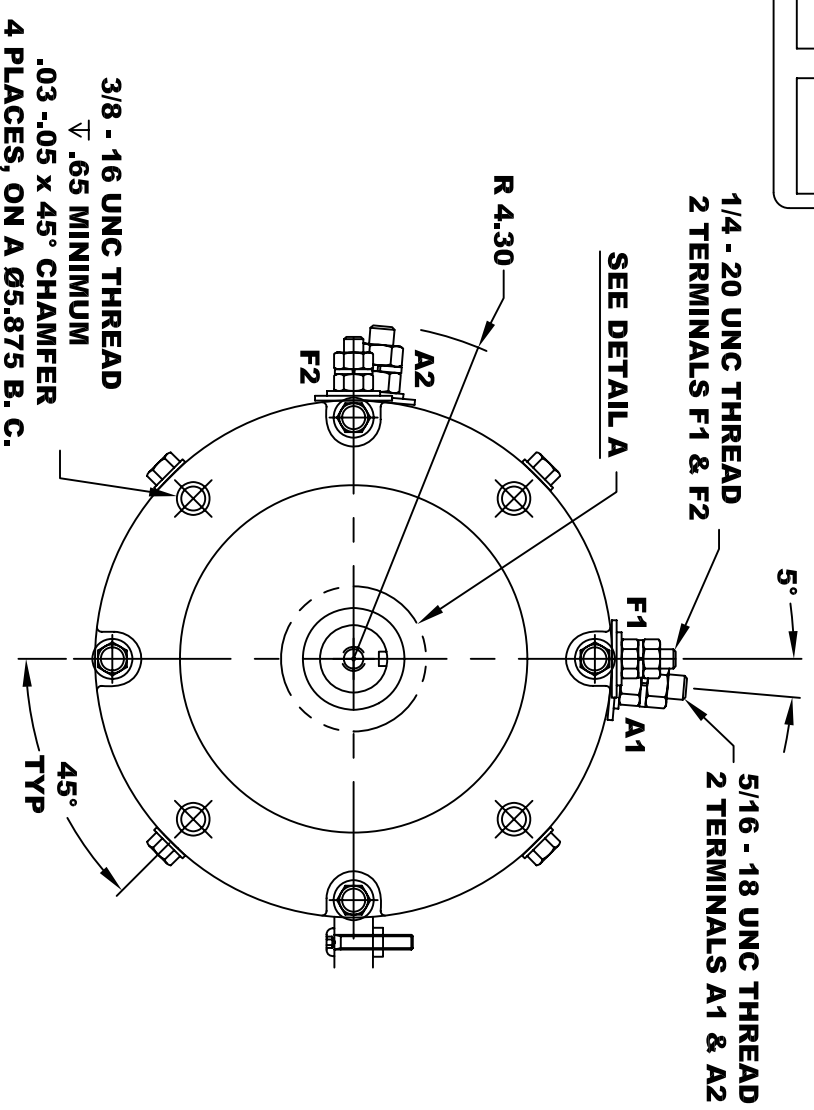
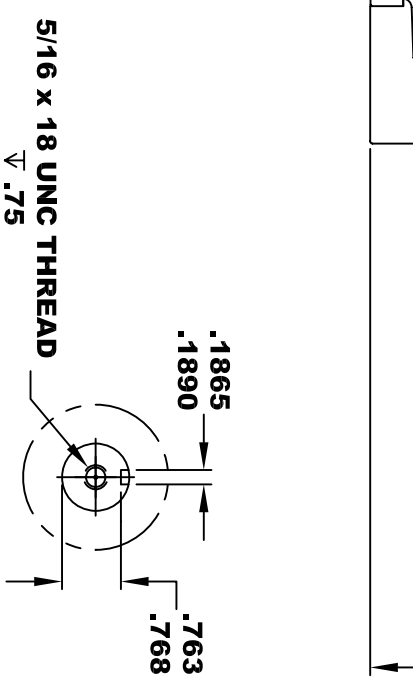
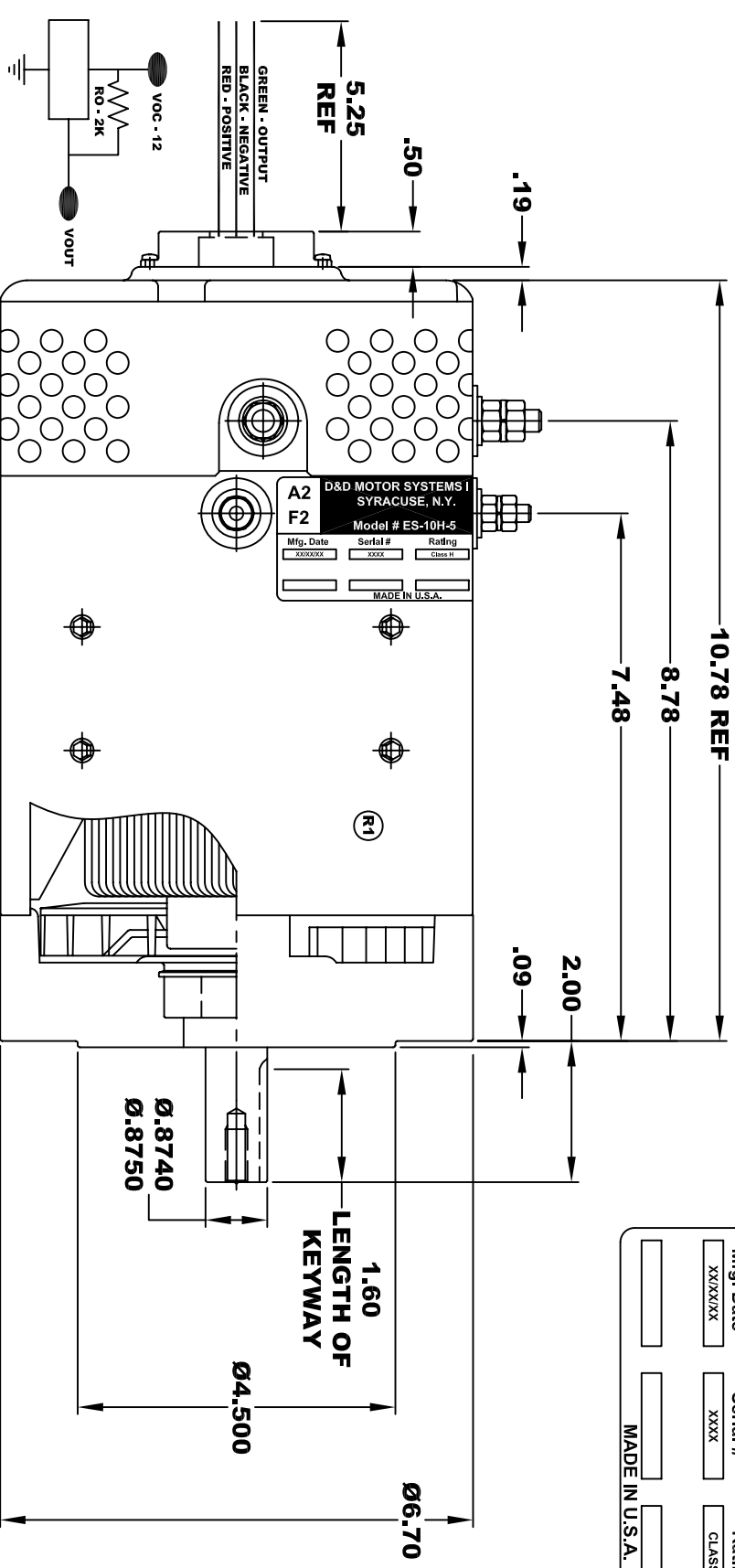


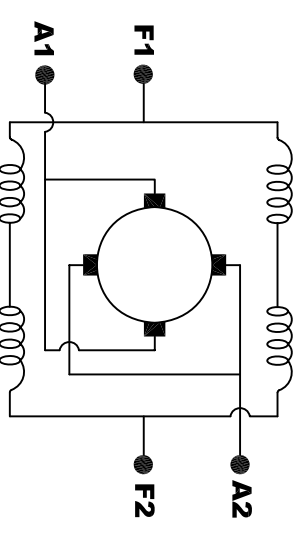
D&D MOTOR SYSTEMS INC.			
SYRACUSE N.Y.			
A2	Model # ES-10H-5		A1
F2	Mfg. Date	Serial #	Rating
	xxxx/xx	xxxx	CLASS H
			Voltage
			xx
			MADE IN U.S.A.

**TORQUE SPECIFICATION FOR
POWER CABLE SECURING TOP NUTS**
5/16-18 UNC (A1 / A2) - 110 IN / LBS MAX
1/4-20 UNC (F1 / F2) - 50 IN / LBS MAX



MOTOR WEIGHT: 50 LBS
CLASS "H" INSULATION
PERFORMANCE SPEC: 5

- SPEED SENSOR ELECTRICAL SPECIFICATION:**
- 4.5V TO 24V OPERATING VOLTAGE
 - 20°C TO 85°C OPERATING TEMPERATURE
 - CURRENT SINKING UP TO 25mA
 - AN EXTERNAL OUTPUT PULL UP RESISTOR IS REQUIRED
 - SENSOR IS DESIGNED TO OPERATE WITH 4 N/S POLEPAIRS
 - THE OPERATIONAL DISTANCE BETWEEN THE MAGNET AND THE HOUSING, INCLUDING ANY RUNOUT SHOULD NOT EXCEED .030 INCHES



ELECTRICAL WIRING DIAGRAM

- MOTOR WIRING CONNECTIONS:**
- CW ROTATION DRIVE END**
 - CONNECT A1 & F1 TO ONE BATTERY TERMINAL**
 - CONNECT A2 & F2 TO OTHER BATTERY TERMINAL**
 - CCW ROTATION DRIVE END**
 - SWITCH F1 & F2 CONNECTIONS**

THIS PRINT IS THE PROPERTY OF D&D MOTOR SYSTEMS INC.
DO NOT SCALE
WORK TO DIMENSIONS
TOLERANCES UNLESS OTHERWISE SPECIFIED ARE AS FOLLOWS

.XX	.01
.XXX	.005
.XX ROUGH CASTING	.03
HOLES	-.001 / +.006
ANGLES	0°30"

D & D MOTOR SYSTEMS INC			
MOTOR OUTLINE			
SIZE	DRAWN DATE	RELEASE DATE	DWG NO. / PART NO.
B	3-22-07		ES-10H-5
SCALE	STF	DRAWN BY	MJG
			REV DATE
			R1 5-1-13