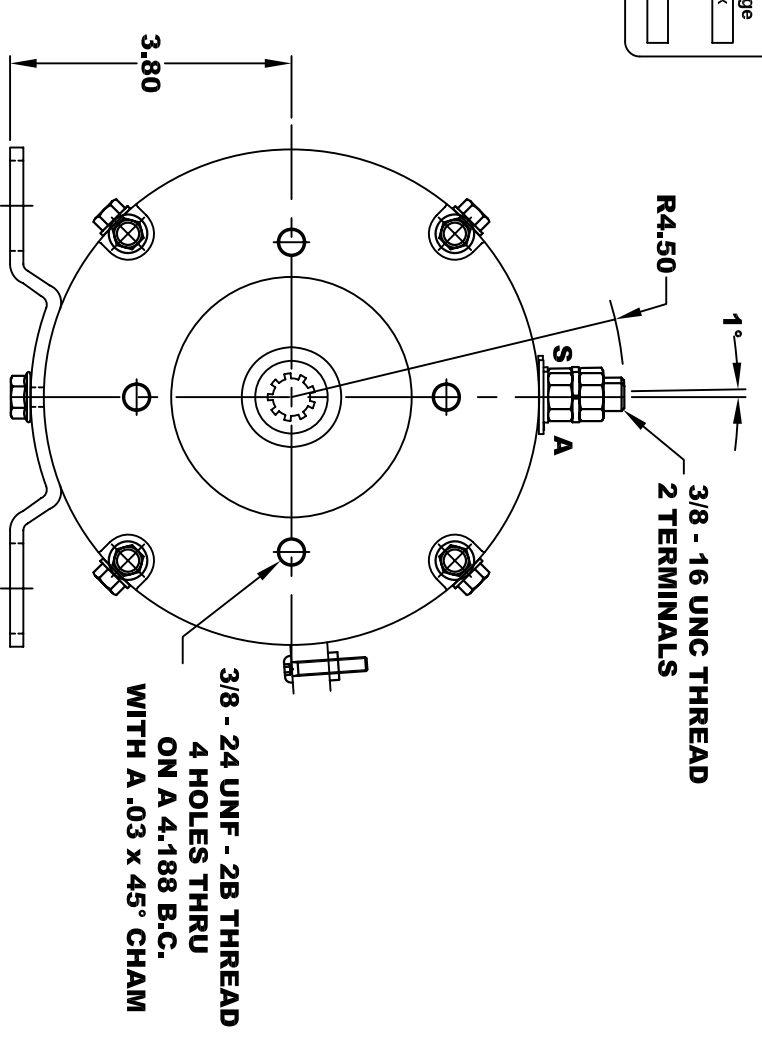
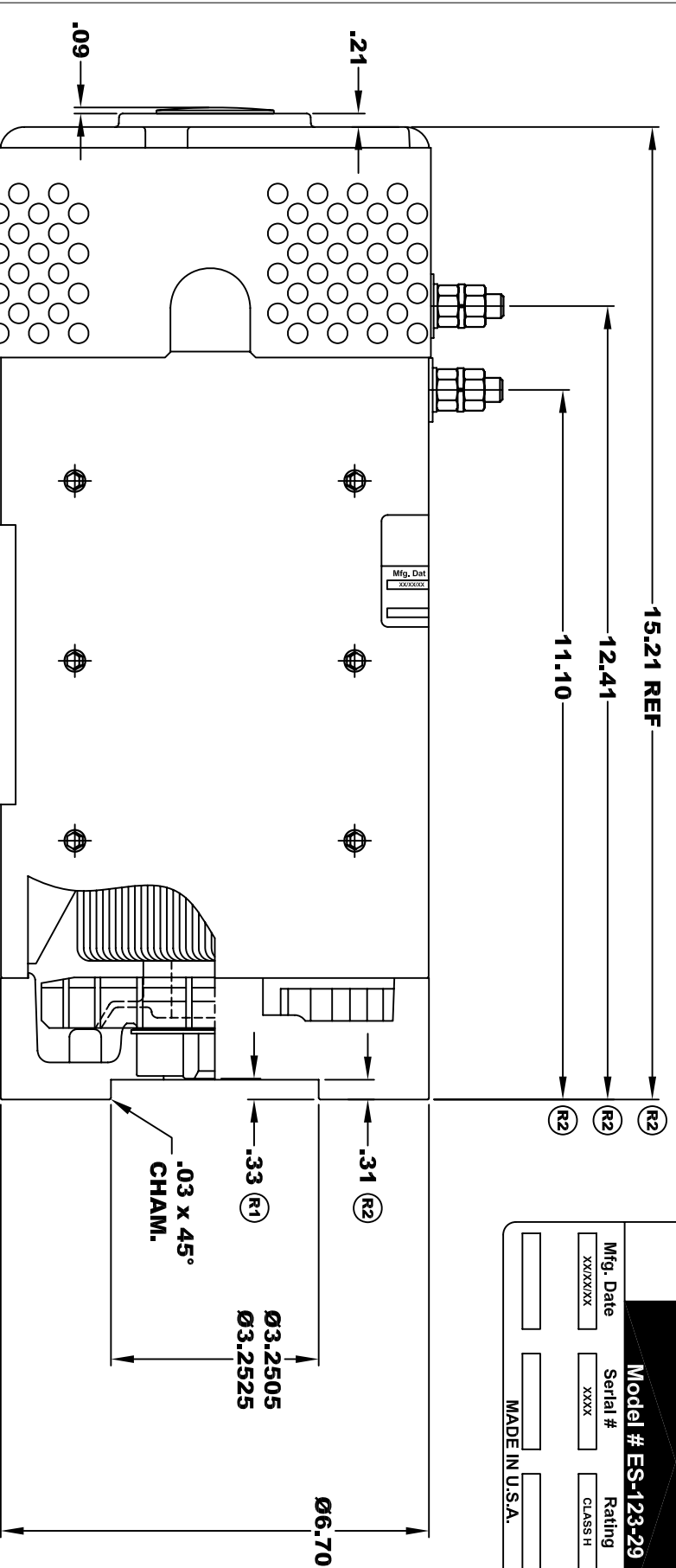


D&D MOTOR SYSTEMS INC.
SYRACUSE N.Y.

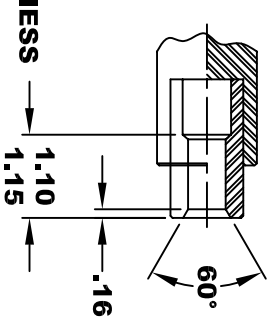
Model # ES-123-29

Mfg. Date XXXX/XX	Serial # XXXX	Rating CLASS H	Voltage XXXX
MADE IN U.S.A.			

**TORQUE SPECIFICATION FOR
POWER CABLE SECURING TOP NUTS**
3/8 - 16 UNC - 140 IN / LBS MAX



SPLINE HARDNESS
R/C 46 - 52

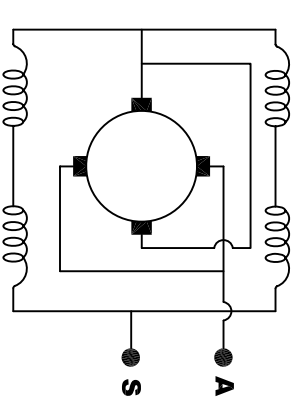
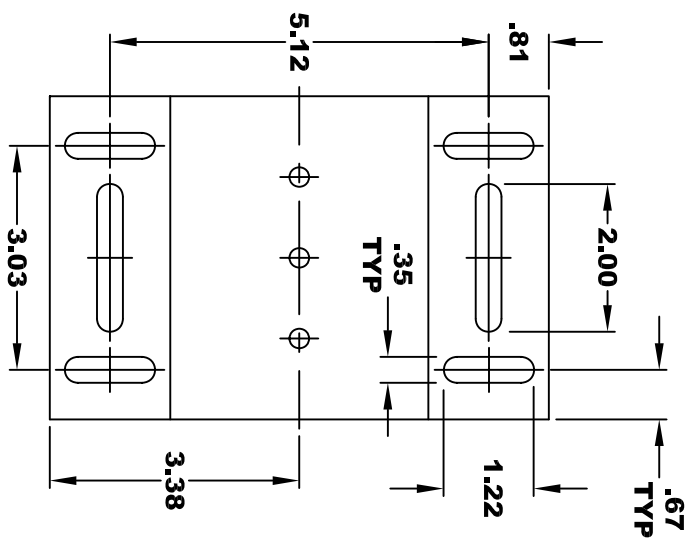


INTERNAL INVOLUTE SPLINE SPECIFICATION
FLAT ROOT SIDE FIT (PER A.N.S.I. B92.1 CLASS 5)

NO. OF TEETH _____ 9
 SPLINE PITCH _____ 16 / 32
 PRESSURE ANGLE _____ 30°
 BASE Ø _____ .4871 REF
 PITCH Ø _____ .5625 REF
 MAJOR Ø _____ .651
 FORM Ø _____ .629
 MINOR Ø _____ .509 - .514

⊙	.010	A
⊓	.010	B

CIRCULAR SPACE WIDTH
 MAX ACTUAL _____ .1008
 MIN EFFECTIVE _____ .0982
 MAX DIMENSION BETWEEN TWO PINS _____ .3972
 PIN Ø _____ .1080



ELECTRICAL WIRING DIAGRAM

MOTOR WEIGHT: 84 LBS
CLASS "H" INSULATION
PERFORMANCE SPEC: 29

MOTOR WIRING CONNECTIONS:
 CCW ROTATION DRIVE END
 CONNECT ONE POWER CABLE TO TERMINAL A
 CONNECT THE OTHER POWER CABLE TO TERMINAL S

D & D MOTOR SYSTEMS INC

MOTOR OUTLINE

THIS PRINT IS THE PROPERTY OF D&D MOTOR SYSTEMS INC.
 DO NOT SCALE
 WORK TO DIMENSIONS
 TOLERANCES UNLESS OTHERWISE SPECIFIED ARE AS FOLLOWS
 .XX _____ .01
 .XXX _____ .005
 .XX ROUGH CASTING _____ .03
 HOLES _____ -.001 / +.006
 ANGLES _____ 0°30"

SIZE	DRAWN DATE	RELEASE DATE	DWG NO. / PART NO.	REV
B	12-9-05		ES-123-29	R2
SCALE	STF	DRAWN BY	MJG	REV DATE
				2-17-16