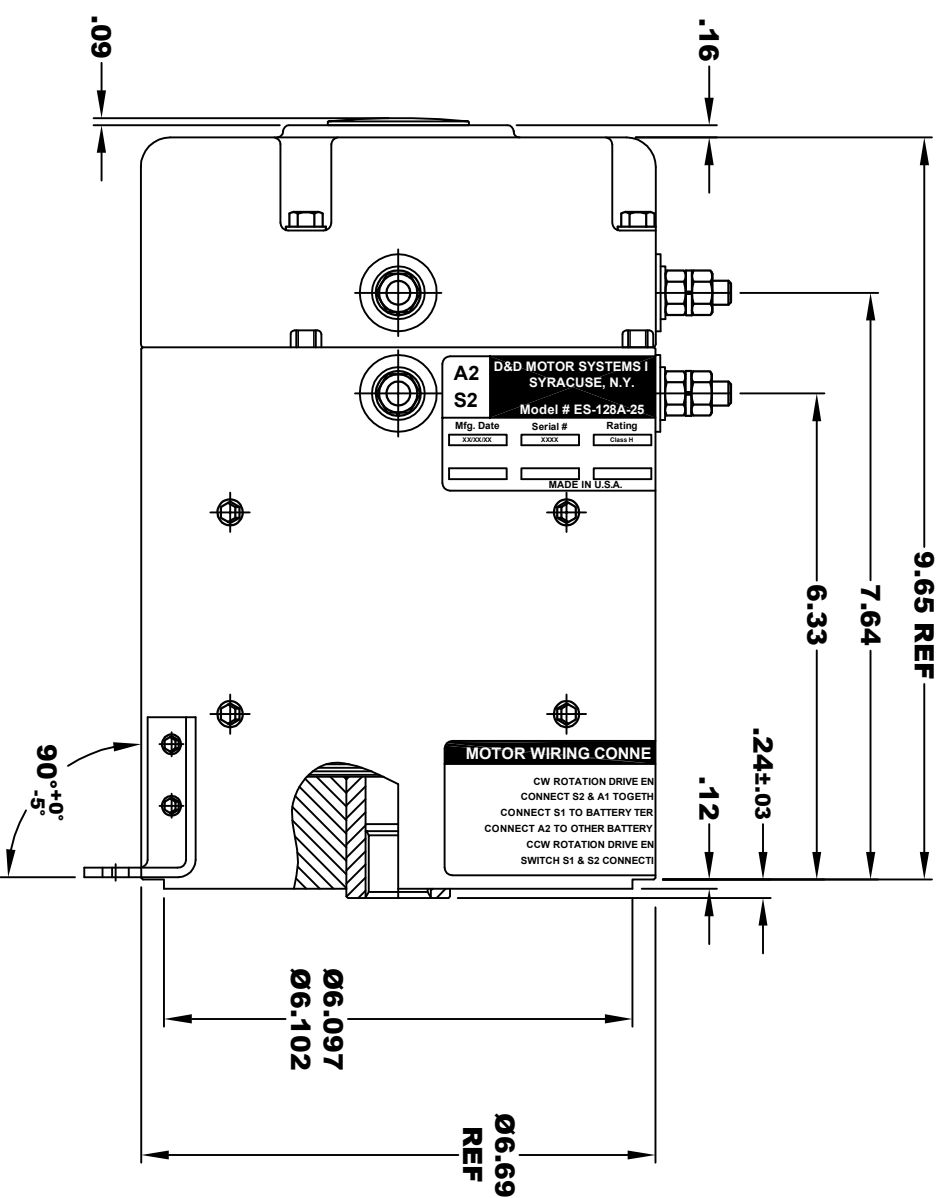
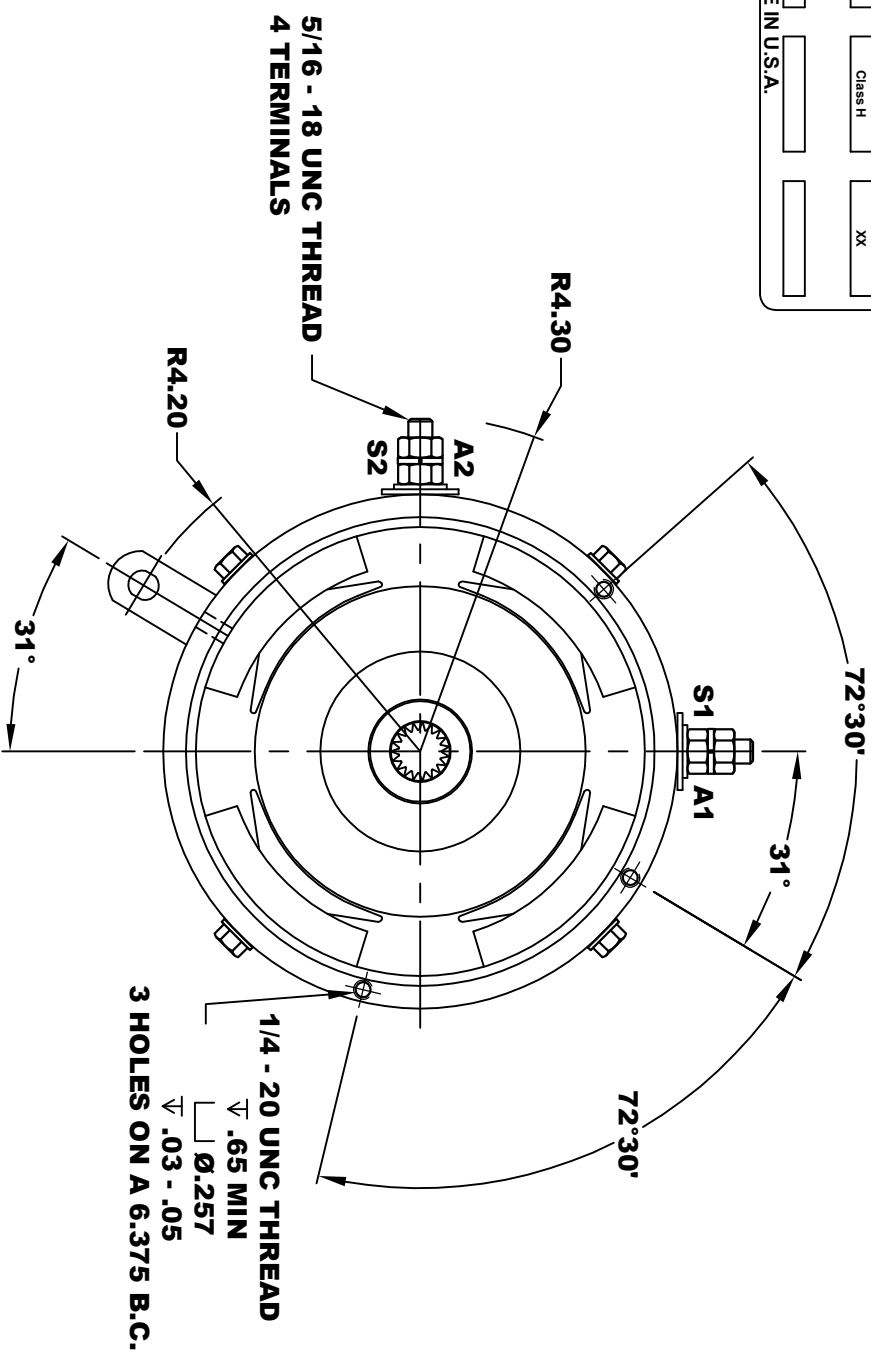


D&D MOTOR SYSTEMS INC.			
SYRACUSE N.Y.			
A2	Model # ES-128A-25		A1
S2	Mfg. Date	Serial #	Rating
	XXXXXX	XXXX	Class H
			Voltage
			XX
			MADE IN U.S.A.

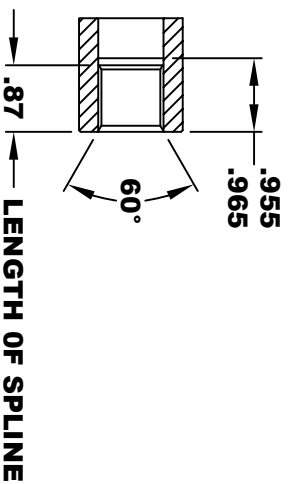


TORQUE SPECIFICATION FOR POWER CABLE SECURING TOP NUTS
5/16-18 UNC - 110 IN / LBS MAX

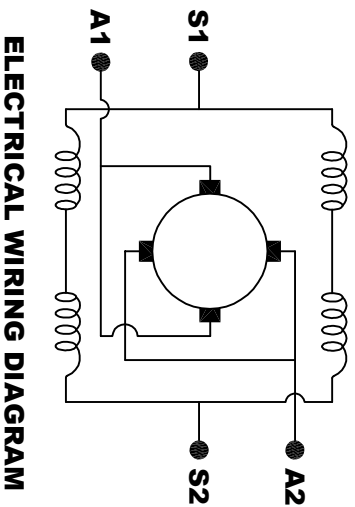


INTERNAL INVOLUTE SPLINE SPECIFICATION
CLASS 5 FILLET ROOT SIDE FIT (PER A.N.S.I. B92.1)

- NO. OF TEETH _____ 19
- SPLINE PITCH _____ 24 / 48
- PRESSURE ANGLE _____ 45°
- BASE Ø _____ .5597 REF
- PITCH Ø _____ .7916 REF
- MAJOR Ø _____ .850 - .859
- FORM Ø _____ .835
- MINOR Ø _____ .767 - .772
- CIRCULAR SPACE WIDTH _____ .0764
- EFFECTIVE SPACE WIDTH _____ .0738
- MAX. DIMENSION BETWEEN TWO PINS _____ .6714
- PIN Ø _____ .0800
- SPLINE HARDNESS TO BE R/C 26-34



MOTOR WEIGHT 53 LBS
CLASS "H" INSULATION
PERFORMANCE SPEC: 25



MOTOR WIRING CONNECTIONS:
CW ROTATION DRIVE END
CONNECT S2 & A1 TOGETHER
CONNECT S1 TO BATTERY TERMINAL
CONNECT A2 TO OTHER BATTERY TERMINAL
CCW ROTATION DRIVE END
SWITCH S1 & S2 CONNECTIONS

THIS PRINT IS THE PROPERTY OF D&D MOTOR SYSTEMS INC.
 DO NOT SCALE
 WORK TO DIMENSIONS
 TOLERANCES UNLESS OTHERWISE SPECIFIED ARE AS FOLLOWS
 .XX _____ .01
 .XXX _____ .005
 .XX ROUGH CASTING _____ .03
 HOLES _____ .001 / +.006
 ANGLES _____ 0°30"

D & D MOTOR SYSTEMS INC

MOTOR OUTLINE

SIZE	DRAWN DATE	RELEASE DATE	DWG NO. / PART NO.	REV
B	1-28-21		ES-128A-25	
SCALE	STF	DRAWN BY	MJG	REV DATE