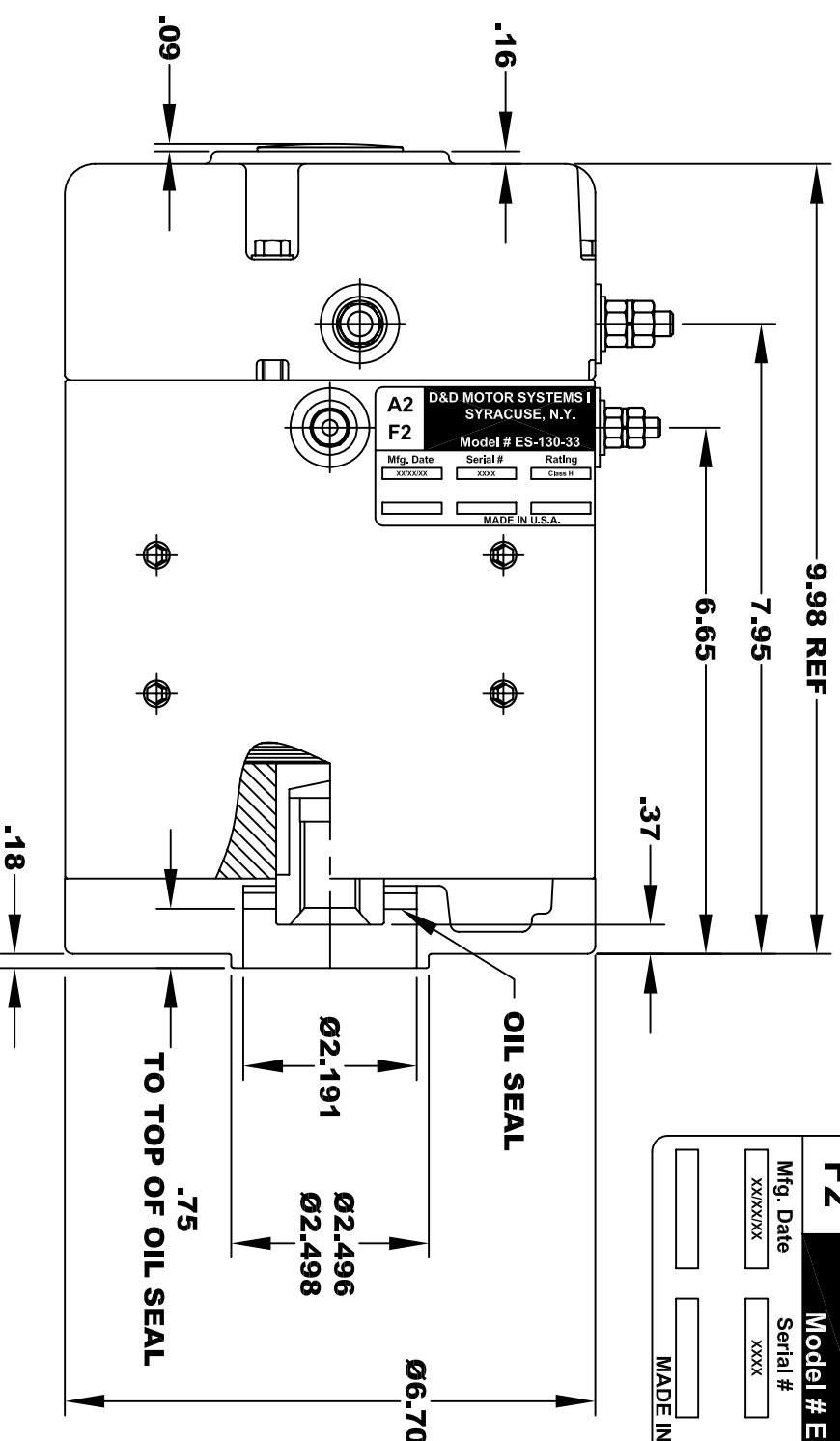
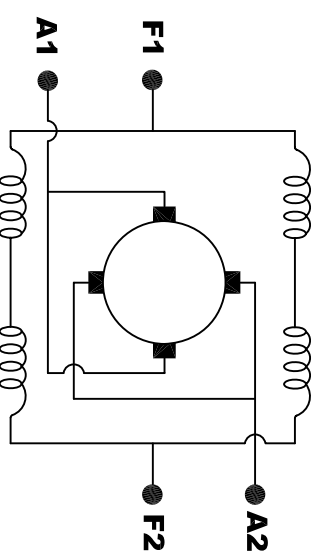
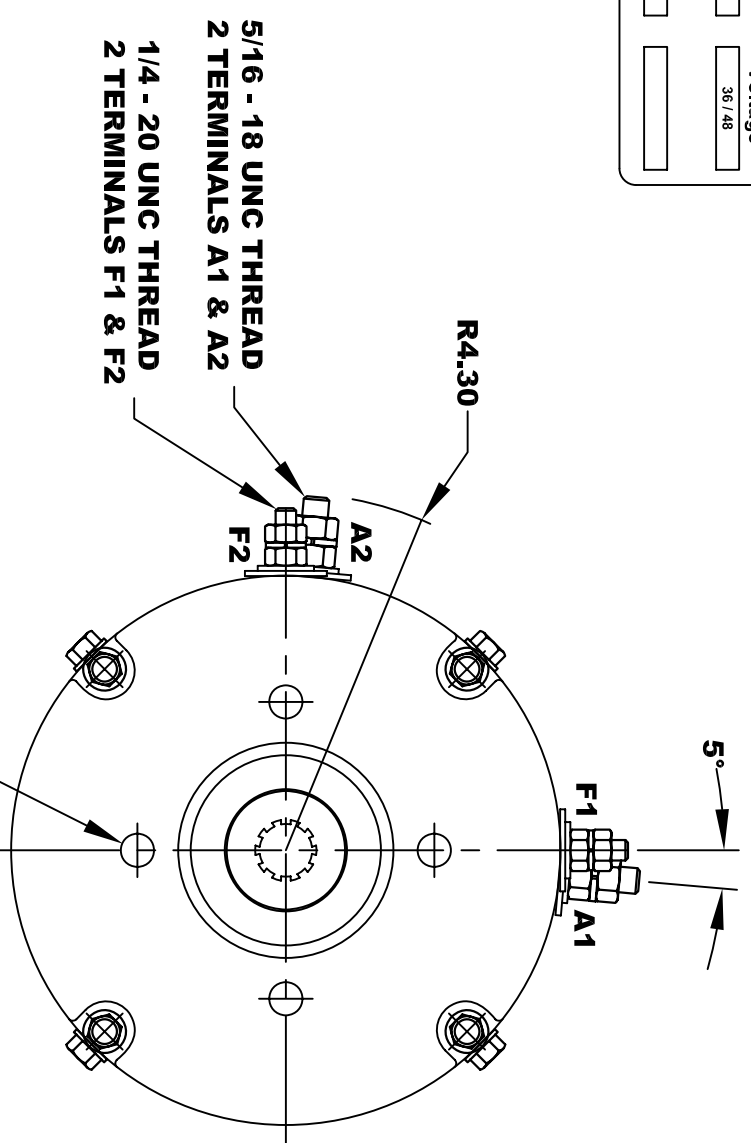


<b>D&amp;D MOTOR SYSTEMS INC.</b>			
<b>SYRACUSE N.Y.</b>			
<b>A2</b>	<b>F2</b>	<b>Model # ES-130-33</b>	<b>A1</b>
Mfg. Date	Serial #	Rating	Voltage
XXXXXX	XXXX	CLASS H	36/48
MADE IN U.S.A.			

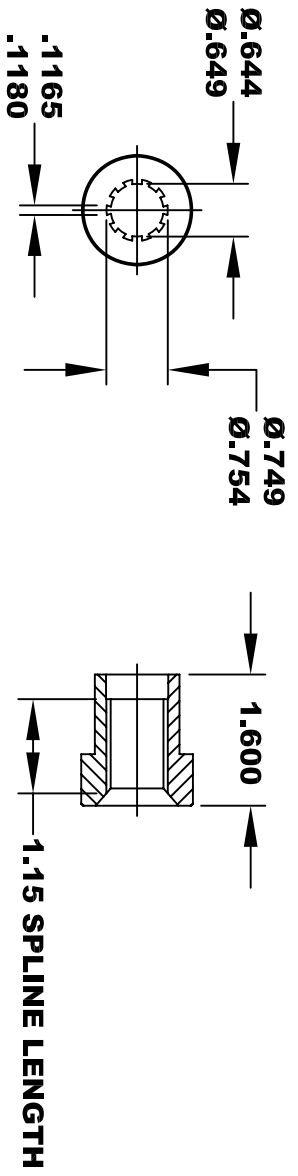


**TORQUE SPECIFICATION FOR  
POWER CABLE SECURING TOP NUTS**  
 5/16-18 UNC (A1 / A2) - 110 IN / LBS MAX  
 1/4-20 UNC (F1 / F2) - 50 IN / LBS MAX



**ELECTRICAL WIRING DIAGRAM**

**MOTOR WIRING CONNECTIONS:**  
 CW ROTATION DRIVE END  
 CONNECT A1 & F1 TO ONE BATTERY TERMINAL  
 CONNECT A2 & F2 TO OTHER BATTERY TERMINAL  
 CCW ROTATION DRIVE END  
 SWITCH F1 & F2 CONNECTIONS



**10 TOOTH  
INTERNAL SPLINE  
HARDNESS OF SPLINE  
TO BE R/C 46 - 53 (.02 DEPTH MIN)**

**MOTOR WEIGHT: XX LBS  
CLASS "H" INSULATION  
PERFORMANCE SPEC: 33**

THIS PRINT IS THE PROPERTY OF D&D MOTOR SYSTEMS INC.  
 DO NOT SCALE  
 WORK TO DIMENSIONS  
 TOLERANCES UNLESS OTHERWISE SPECIFIED ARE AS FOLLOWS  
 .XX \_\_\_\_\_ .01  
 .XXX \_\_\_\_\_ .005  
 .XX ROUGH CASTING \_\_\_\_\_ .03  
 HOLES \_\_\_\_\_ -.001 / +.006  
 ANGLES \_\_\_\_\_ 0°30"

<b>D &amp; D MOTOR SYSTEMS INC</b>			
<b>MOTOR OUTLINE</b>			
SIZE	DRAWN DATE	RELEASE DATE	DWG NO. / PART NO.
B	9-13-06		ES-130-33
SCALE	STF	DRAWN BY	REV DATE
		MJG	