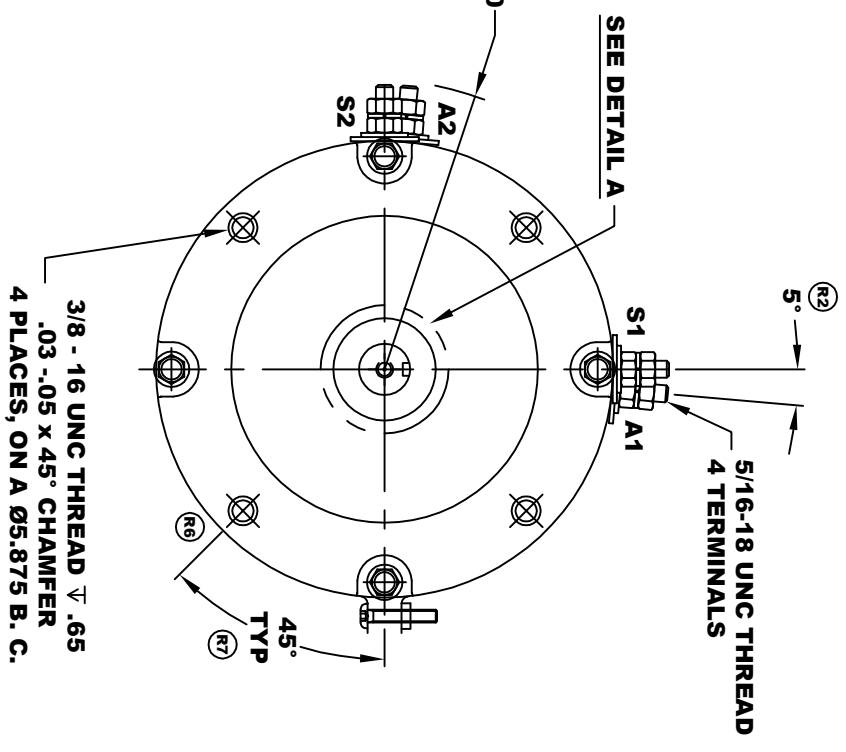
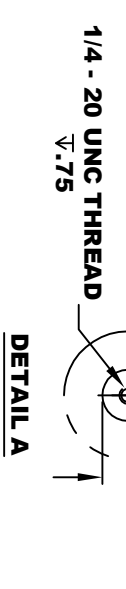
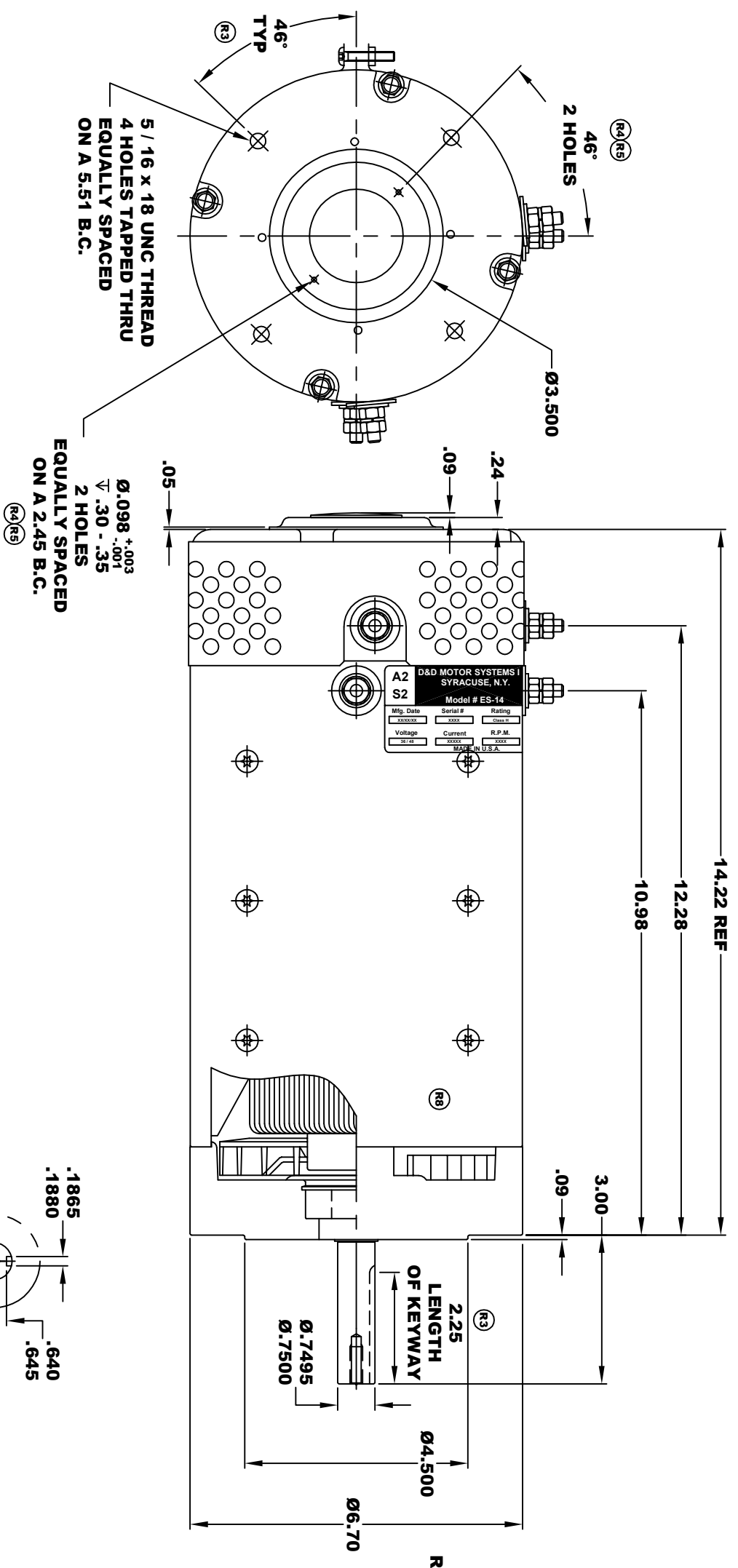


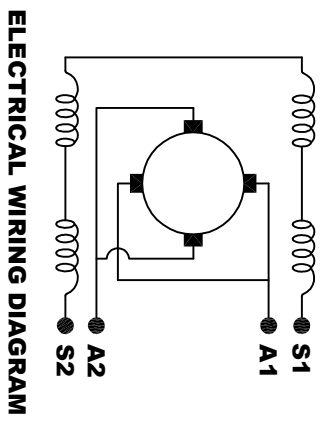
<b>D&amp;D MOTOR SYSTEMS INC.</b>			
SYRACUSE N.Y.			
<b>A2</b>	<b>S2</b>	<b>A1</b>	<b>S1</b>
<b>Model # ES-14</b>			
Mfg. Date	Serial #	Rating	Duty
XX/XX/XX	XXXX	Class H	S2 - 60 MIN
Voltage	Current	R.P.M.	H.P.
36 / 48	XXXXX	XXXX	XXXX
MADE IN U.S.A.			

**TORQUE SPECIFICATION FOR  
POWER CABLE SECURING TOP NUTS  
5/16-18 UNC - 110 IN / LBS MAX**



**MOTOR WEIGHT: 79 LBS**  
**CLASS "H" INSULATION**  
**PERFORMANCE SPEC: 13**

**(R2) REVISED VIEW**



**MOTOR WIRING CONNECTIONS:**  
**CW ROTATION DRIVE END**  
**CONNECT S2 & A1 TOGETHER**  
**CONNECT S1 TO BATTERY TERMINAL**  
**CW ROTATION DRIVE END**  
**CONNECT A2 TO OTHER BATTERY TERMINAL**  
**SWITCH S1 & S2 CONNECTIONS**

THIS PRINT IS THE PROPERTY OF D&D MOTOR SYSTEMS INC.  
DO NOT SCALE  
WORK TO DIMENSIONS  
TOLERANCES UNLESS OTHERWISE SPECIFIED ARE AS FOLLOWS

.XX \_\_\_\_\_ .01  
.XXX \_\_\_\_\_ .005  
.XX ROUGH CASTING \_\_\_\_\_ .03  
HOLES \_\_\_\_\_ .001 / +.006  
ANGLES \_\_\_\_\_ 0.30"

**D & D MOTOR SYSTEMS INC**

**MOTOR OUTLINE**

SIZE	DRAWN DATE	RELEASE DATE	DWG NO. / PART NO.	REV
B	1-23-02		ES-14	R8
SCALE	STF	DRAWN BY	MJG	REV DATE
				7-22-19