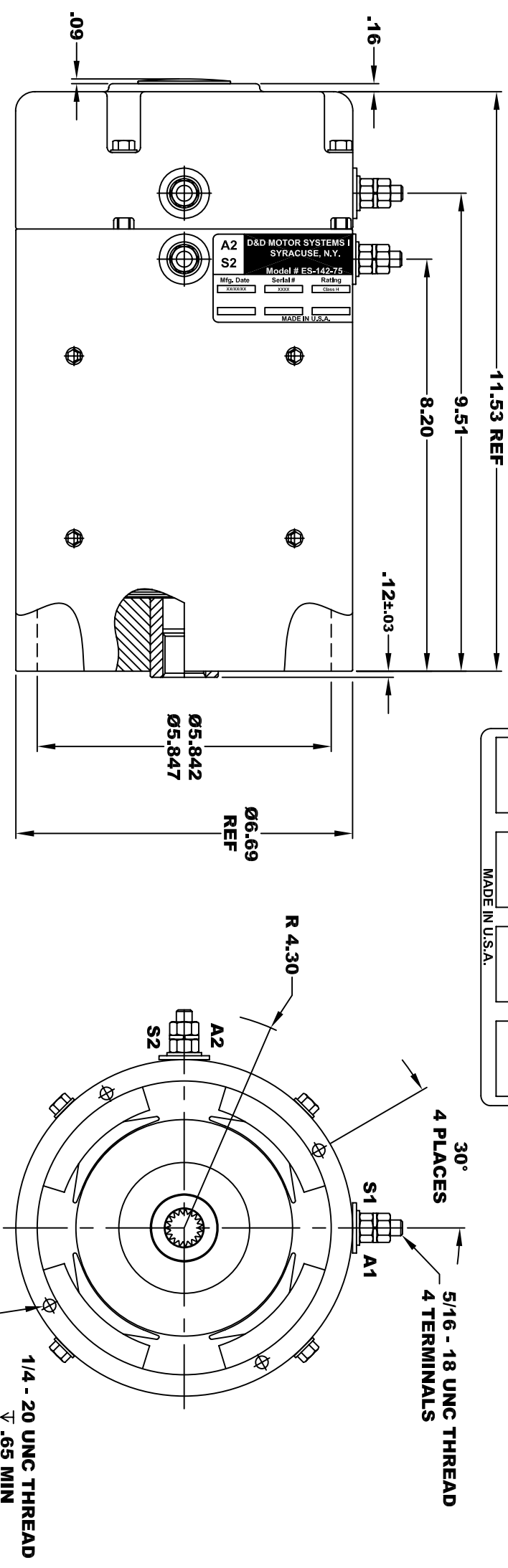


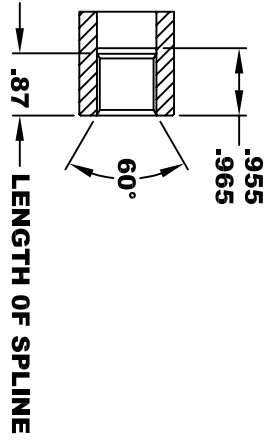
**TORQUE SPECIFICATION FOR  
POWER CABLE SECURING TOP NUTS  
5/16-18 UNC - 110 IN / LBS MAX**

<b>D&amp;D MOTOR SYSTEMS INC.</b>			
<b>A2</b>		<b>A1</b>	
<b>SYRACUSE N.Y.</b>			
<b>Model # ES-142-75</b>			
Mfg. Date	Serial #	Rating	Voltage
xxx/xx/xx	xxxx	CLASS -H	xx
MADE IN U.S.A.			



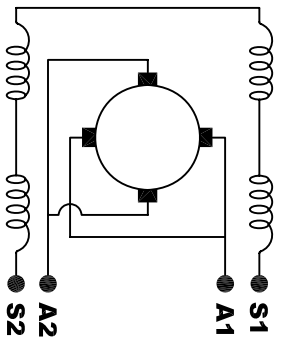
**INTERNAL INVOLUTE SPLINE SPECIFICATION  
CLASS 5 FILLET ROOT SIDE FIT (PER A.N.S.I. B92.1)**

NO. OF TEETH	19
SPLINE PITCH	24 /48
PRESSURE ANGLE	45°
BASE Ø	.5597 REF
PITCH Ø	.7916 REF
MAJOR Ø	.850 - .859
FORM Ø	.835
MINOR Ø	.767 - .772
CIRCULAR SPACE WIDTH	.0764
EFFECTIVE SPACE WIDTH	.0738
MAX. DIMENSION BETWEEN TWO PINS	.6714
PIN Ø	.0800
SPLINE HARDNESS TO BE R/C	26-34



**MOTOR WEIGHT 66 LBS  
CLASS "H" INSULATION  
PERFORMANCE SPEC: 75**

**ELECTRICAL WIRING DIAGRAM**



**MOTOR WIRING CONNECTIONS:  
CW ROTATION DRIVE END  
CONNECT S2 & A1 TOGETHER  
CONNECT S1 TO BATTERY TERMINAL  
CCW ROTATION DRIVE END  
CONNECT A2 TO OTHER BATTERY TERMINAL  
SWITCH S1 & S2 CONNECTIONS**

**D & D MOTOR SYSTEMS INC  
MOTOR OUTLINE**

THIS PRINT IS THE PROPERTY OF D&D MOTOR SYSTEMS INC.  
DO NOT SCALE  
WORK TO DIMENSIONS  
TOLERANCES UNLESS OTHERWISE SPECIFIED ARE AS FOLLOWS  
.XX \_\_\_\_\_ .01  
.XXX \_\_\_\_\_ .005  
.XX ROUGH CASTING \_\_\_\_\_ .03  
HOLES \_\_\_\_\_ -.001 / +.006  
ANGLES \_\_\_\_\_ 0°30"

SIZE	DRAWN DATE	RELEASE DATE	DWG NO. / PART NO.	REV
B	3-17-09		ES-142-75	R1
SCALE	STF	DRAWN BY	MJG	REV DATE
				11-11-10