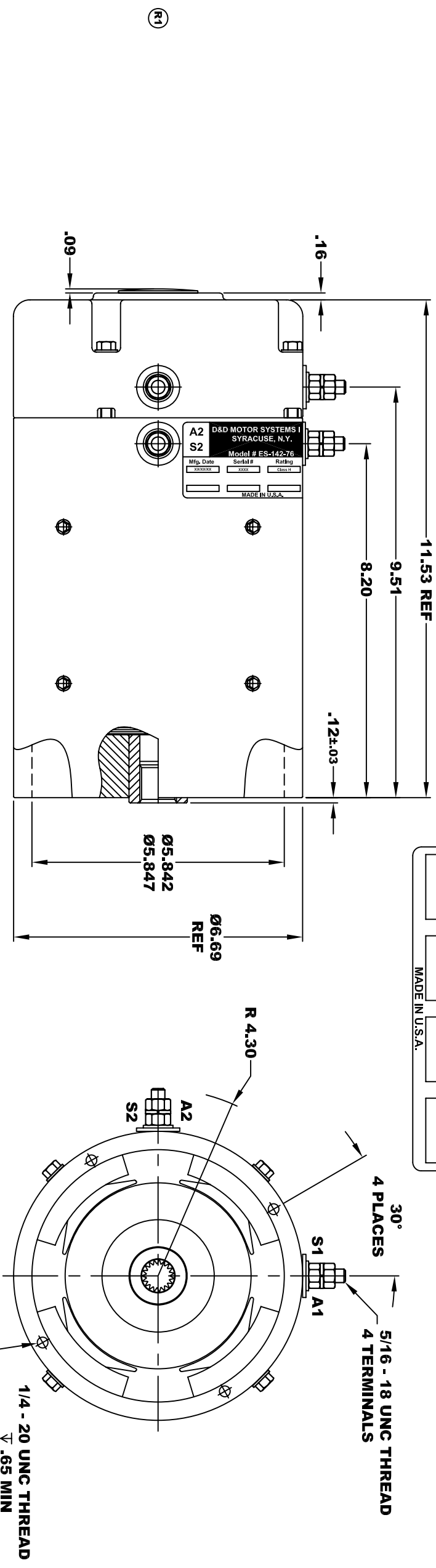


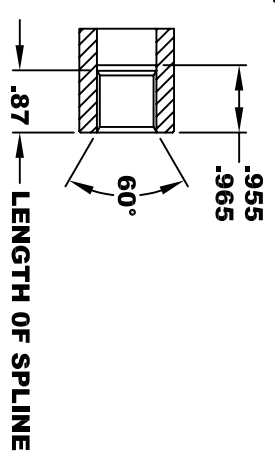
**TORQUE SPECIFICATION FOR  
POWER CABLE SECURING TOP NUTS**  
5/16-18 UNC - 110 IN / LBS MAX

<b>D&amp;D MOTOR SYSTEMS INC.</b>			
<b>A2</b>		<b>A1</b>	
<b>SYRACUSE N.Y.</b>			
<b>Model # ES-142-76</b>			
Mfg. Date	Serial #	Rating	Voltage
xxx/xx/xx	xxxx	CLASS -H	XX
MADE IN U.S.A.			

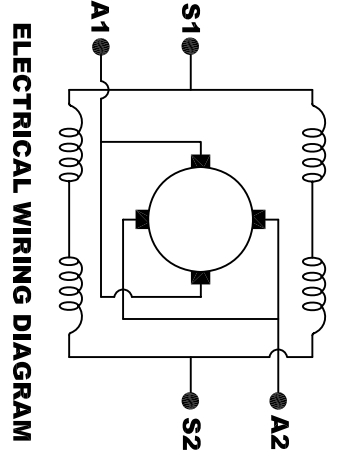


**INTERNAL INVOLUTE SPLINE SPECIFICATION  
CLASS 5 FILLET ROOT SIDE FIT (PER A.N.S.I. B92.1)**

NO. OF TEETH	19
SPLINE PITCH	24 / 48
PRESSURE ANGLE	45°
BASE Ø	.5597 REF
PITCH Ø	.7916 REF
MAJOR Ø	.850 - .859
FORM Ø	.835
MINOR Ø	.767 - .772
CIRCULAR SPACE WIDTH	.0764
EFFECTIVE SPACE WIDTH	.0738
MAX. DIMENSION BETWEEN TWO PINS	.6714
PIN Ø	.0800
SPLINE HARDNESS TO BE R/C	26-34



**MOTOR WEIGHT XX LBS**  
**CLASS "H" INSULATION**  
**PERFORMANCE SPEC: 76**



**MOTOR WIRING CONNECTIONS:**  
**CW ROTATION DRIVE END**  
**CONNECT S2 & A1 TOGETHER**  
**CONNECT S1 TO BATTERY TERMINAL**  
**CONNECT A2 TO OTHER BATTERY TERMINAL**  
**CCW ROTATION DRIVE END**  
**SWITCH S1 & S2 CONNECTIONS**

**D & D MOTOR SYSTEMS INC**  
**MOTOR OUTLINE**

THIS PRINT IS THE PROPERTY OF D&D MOTOR SYSTEMS INC.  
DO NOT SCALE  
WORK TO DIMENSIONS  
TOLERANCES UNLESS OTHERWISE SPECIFIED ARE AS FOLLOWS  
.XX \_\_\_\_\_ .01  
.XXX \_\_\_\_\_ .005  
.XX ROUGH CASTING \_\_\_\_\_ .03  
HOLES \_\_\_\_\_ -.001 / +.006  
ANGLES \_\_\_\_\_ 0°30"

SIZE	DRAWN DATE	RELEASE DATE	DWG NO. / PART NO.	REV
B	3-25-09		ES-142-76	R1
SCALE	STF	DRAWN BY	MJG	REV DATE
				11-11-10