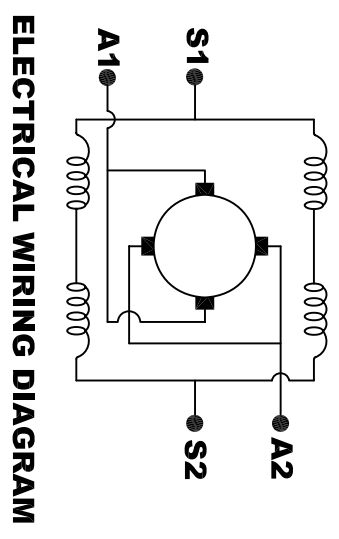
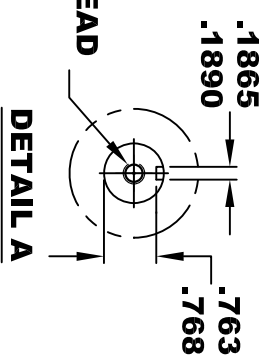
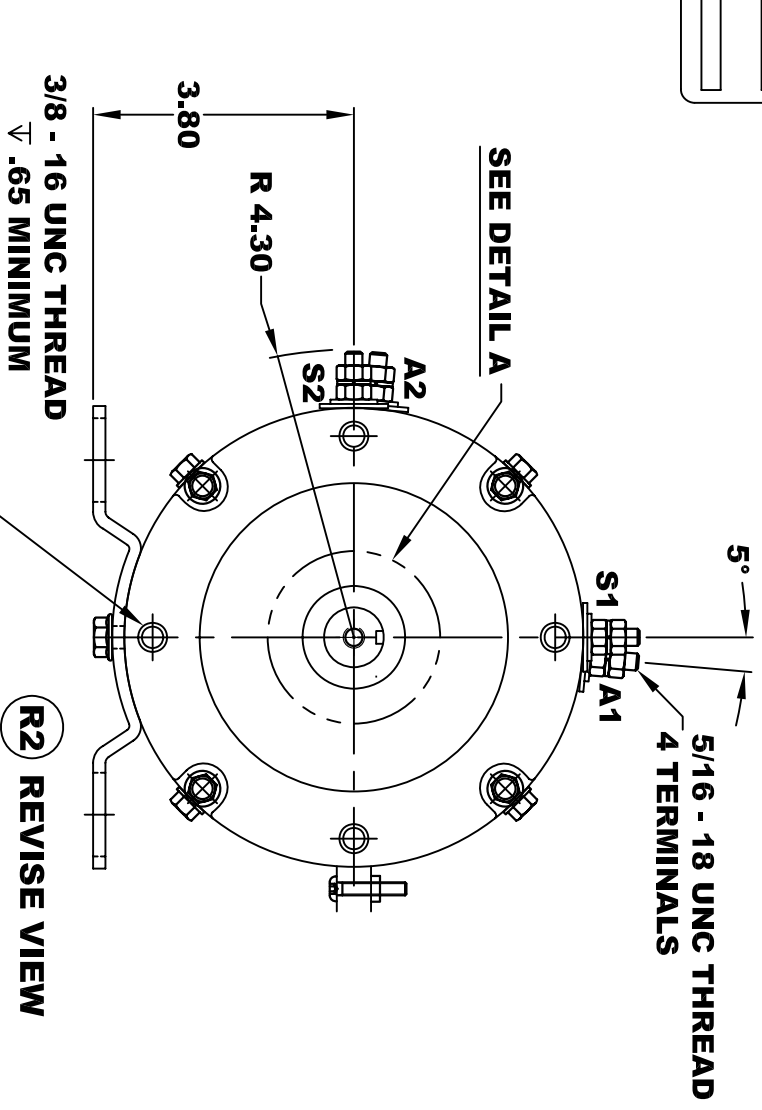
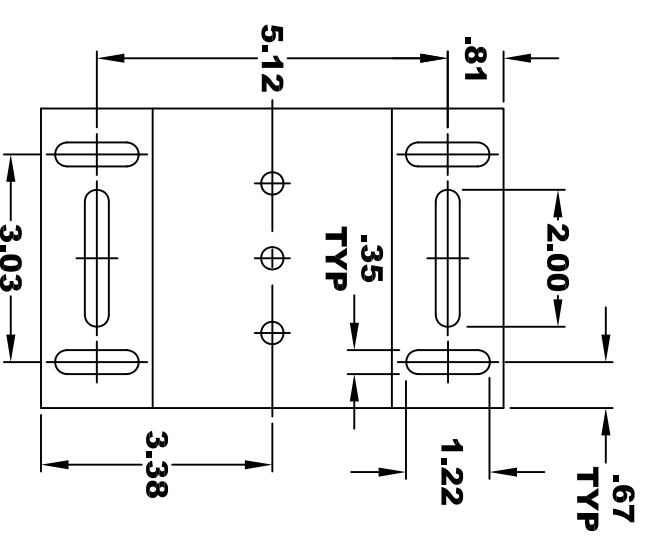


D&D MOTOR SYSTEMS INC.			
A2		A1	
SYRACUSE N.Y.			
Model # ES-15E-6			
Mfg. Date	Serial #	Rating	Voltage
XXXXXX	XXXX	CLASS -H	36 / 48 / 72
MADE IN U.S.A.			

**TORQUE SPECIFICATION FOR
POWER CABLE SECURING TOP NUTS
5/16-18 UNC - 110 IN / LBS MAX**



**MOTOR WIRING CONNECTIONS:
CW ROTATION DRIVE END
CONNECT S2 & A1 TOGETHER
CONNECT S1 TO BATTERY TERMINAL
CONNECT A2 TO OTHER BATTERY TERMINAL
CCW ROTATION DRIVE END
SWITCH S1 & S2 CONNECTIONS**



**MOTOR WEIGHT: 63 LBS
CLASS "H" INSULATION
PERFORMANCE SPEC: 6**

THIS PRINT IS THE PROPERTY OF D&D MOTOR SYSTEMS INC.
DO NOT SCALE
WORK TO DIMENSIONS
TOLERANCES UNLESS OTHERWISE SPECIFIED ARE AS FOLLOWS
.XX _____ .01
.XXX _____ .005
.XX ROUGH CASTING _____ .03
HOLES _____ -.001 / +.006
ANGLES _____ 0°30"

D & D MOTOR SYSTEMS INC			
MOTOR OUTLINE			
SIZE	DRAWN DATE	RELEASE DATE	DWG NO. / PART NO.
B	12-21-05		ES-15E-6
SCALE	STF	DRAWN BY	MJG
		REV DATE	7-13-06