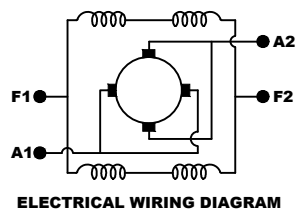
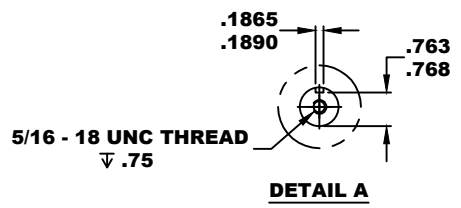
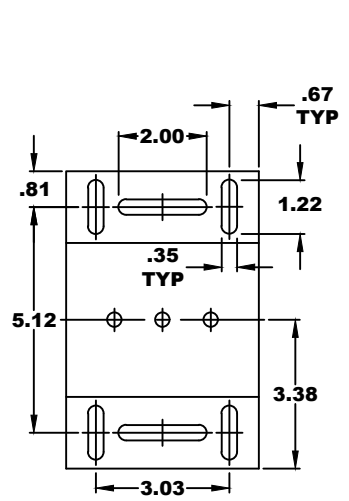
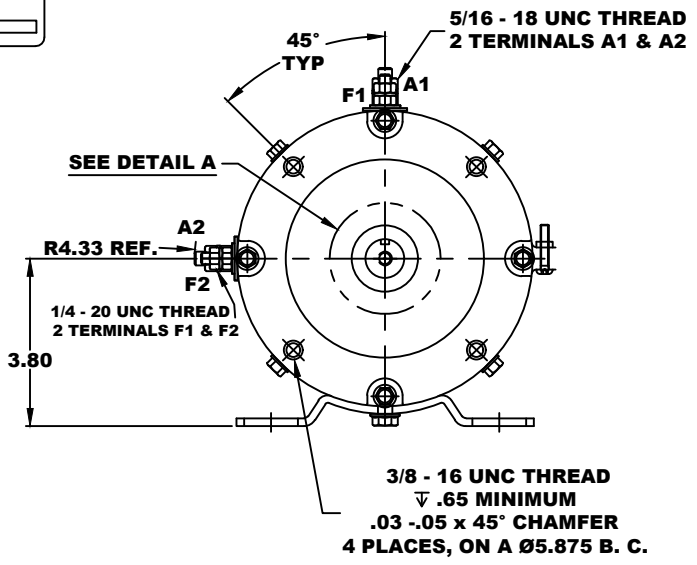


<b>A2</b>	<b>D&amp;D MOTOR SYSTEMS INC.</b>		<b>A1</b>
<b>F2</b>	<b>SYRACUSE N.Y.</b>		<b>F1</b>
Model # ES-173-69			
Mfg. Date	Serial #	Rating	Voltage
XXXXXXX	XXXX	CLASS-H	36V-72V
MADE IN U.S.A.			

**TORQUE SPECIFICATION FOR POWER CABLE SECURING TOP NUTS**  
 5/16-18 UNC (A1 / A2) - 110 IN / LBS MAX  
 1/4-20 UNC (F1 / F2) - 50 IN / LBS MAX



**MOTOR WIRING CONNECTIONS:**  
**CW ROTATION DRIVE END**  
 CONNECT A1 & F1 TO ONE BATTERY TERMINAL  
 CONNECT A2 & F2 TO OTHER BATTERY TERMINAL  
**CCW ROTATION DRIVE END**  
 SWITCH F1 & F2 CONNECTIONS

**MOTOR WEIGHT: 69 LBS**  
**CLASS "H" INSULATION**  
**PERFORMANCE SPEC: 69 / K-254**

THIS PRINT IS THE PROPERTY OF D&D MOTOR SYSTEMS INC.

DO NOT SCALE  
 WORK TO DIMENSIONS  
 TOLERANCES UNLESS OTHERWISE SPECIFIED ARE AS FOLLOWS

.XX	_____	.01
.XXX	_____	.005
.XX ROUGH CASTING	_____	.03
HOLES	_____	-.001 / +.006
ANGLES	_____	0°30"

<b>D &amp; D MOTOR SYSTEMS INC</b>				
<b>MOTOR OUTLINE</b>				
SIZE	DRAWN DATE	RELEASE DATE	DWG NO. / PART NO.	REV
B	5-10-24		ES-173-69	
SCALE	DRAWN BY		REV DATE	
STF	MJG			