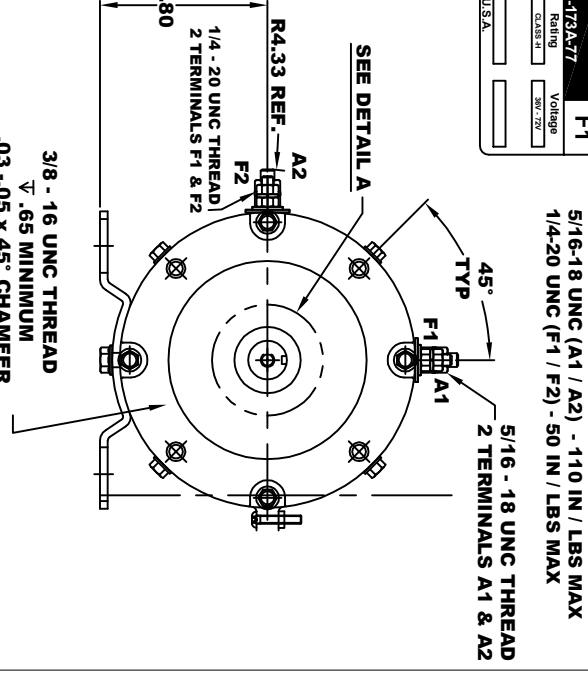
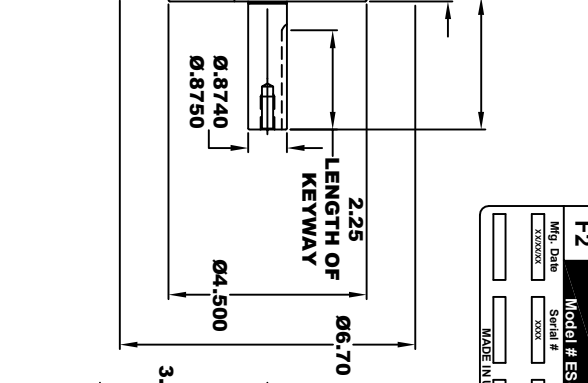
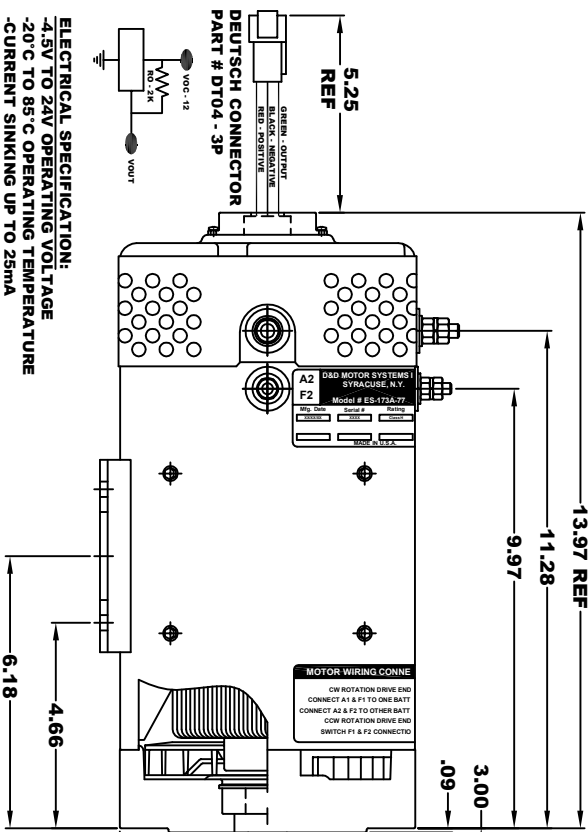
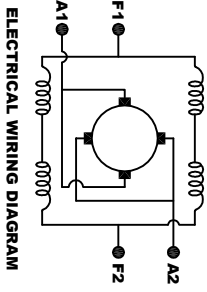
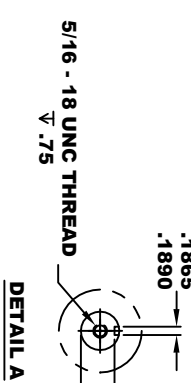


D&D MOTOR SYSTEMS INC.			
SYRACUSE, N.Y.			
A2	F2	A1	F1
Model # ES-173A-77			
Mfg. Date	Serial #	Rating	Voltage
XXXXXX	XXXX	CLASS 1	50V/27V
MADE IN U.S.A.			

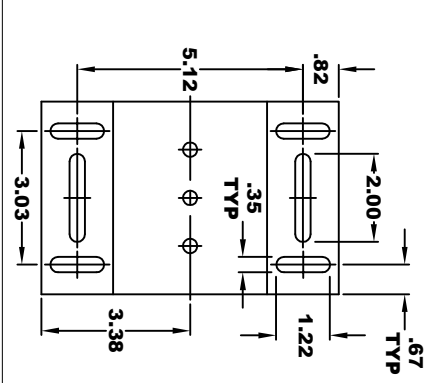
TORQUE SPECIFICATION FOR POWER CABLE SECURING TOP NUTS
 5/16-18 UNC (A1 / A2) - 110 IN / LBS MAX
 1/4-20 UNC (F1 / F2) - 50 IN / LBS MAX



ELECTRICAL SPECIFICATION:
 -4.5V TO 24V OPERATING VOLTAGE
 -20°C TO 85°C OPERATING TEMPERATURE
 -CURRENT SINKING UP TO 25mA
 -AN EXTERNAL OUTPUT PULL UP RESISTOR IS REQUIRED
 -SENSOR IS DESIGNED TO OPERATE WITH 2 N/S POLEPAIRS
 -THE OPERATIONAL DISTANCE BETWEEN THE MAGNET
 AND THE HOUSING, INCLUDING ANY RUNOUT
 SHOULD NOT EXCEED .030 INCHES



MOTOR WIRING CONNECTIONS:
 CW ROTATION DRIVE END
 CONNECT A1 & F1 TO ONE BATTERY TERMINAL
 CONNECT A2 & F2 TO OTHER BATTERY TERMINAL
 CCW ROTATION DRIVE END
 SWITCH F1 & F2 CONNECTIONS



MOTOR WEIGHT: 68 LBS
CLASS "H" INSULATION
PERFORMANCE SPEC: 77

THIS PRINT IS THE PROPERTY OF D&D MOTOR SYSTEMS INC.
 DO NOT SCALE
 WORK TO DIMENSIONS
 TOLERANCES UNLESS OTHERWISE SPECIFIED ARE AS FOLLOWS
 .XX----- .01
 .XXX----- .005
 .XX ROUGH CASTING----- .03
 HOLES----- .001 / +.006
 ANGLES----- 0-30°

D & D MOTOR SYSTEMS INC			
MOTOR OUTLINE			
SIZE	DRAWN DATE	RELEASE DATE	DWG NO. / PART NO.
B	10-24-24		ES-173A-77
SCALE	STF	DRAWN BY	REV DATE
		MJG	