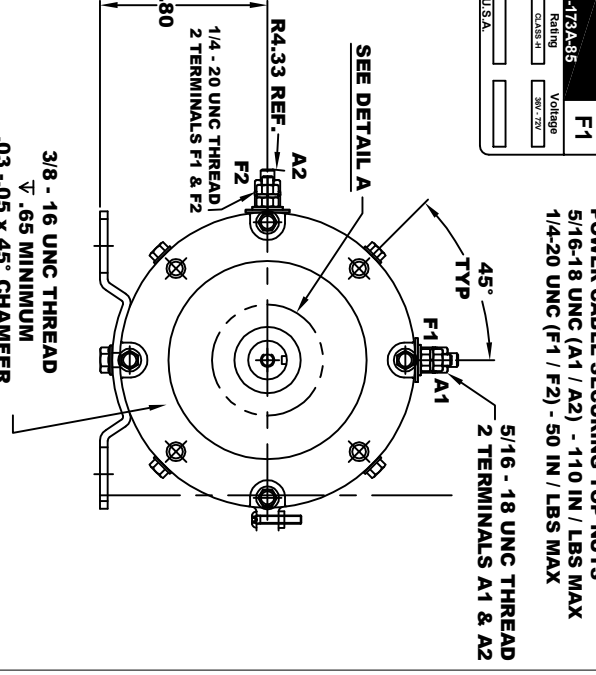
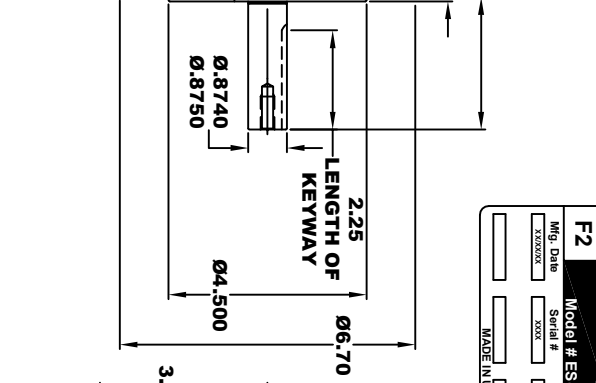
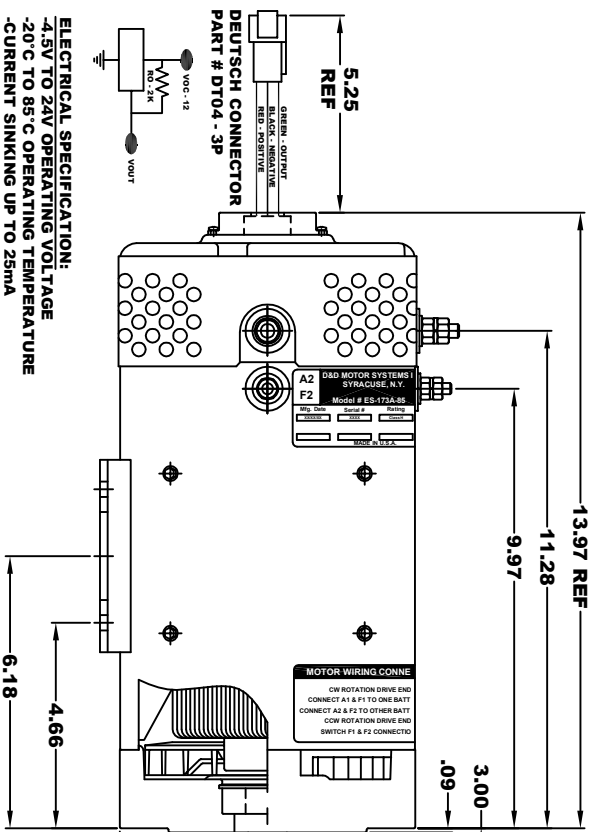
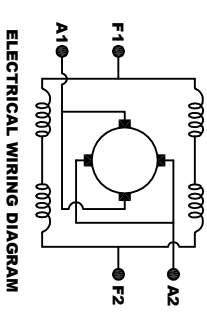


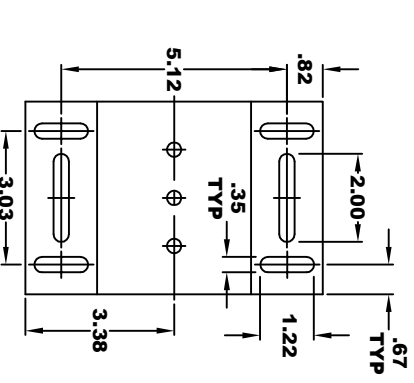
<b>A2</b>		<b>D&amp;D MOTOR SYSTEMS INC.</b>		<b>A1</b>	
SYRACUSE N.Y.		Model # ES-173A-85		F1	
Wgt. Data	Serial #	Rating	Class #	Voltage	
XXXXXX	XXXX			50V/27V	
MADE IN U.S.A.					



**ELECTRICAL SPECIFICATION:**  
 -4.5V TO 24V OPERATING VOLTAGE  
 -20°C TO 85°C OPERATING TEMPERATURE  
 -CURRENT SINKING UP TO 25ma  
 -AN EXTERNAL OUTPUT PULL UP RESISTOR IS REQUIRED  
 -SENSOR IS DESIGNED TO OPERATE WITH 2 N/S POLEPAIRS  
 -THE OPERATIONAL DISTANCE BETWEEN THE MAGNET  
 AND THE HOUSING, INCLUDING ANY RUNOUT  
 SHOULD NOT EXCEED .030 INCHES



**MOTOR WIRING CONNECTIONS:**  
 CW ROTATION DRIVE END  
 CONNECT A1 & F1 TO ONE BATTERY TERMINAL  
 CONNECT A2 & F2 TO OTHER BATTERY TERMINAL  
 CCW ROTATION DRIVE END  
 SWITCH F1 & F2 CONNECTIONS



**MOTOR WEIGHT: XX LBS**  
**CLASS "H" INSULATION**  
**PERFORMANCE SPEC: 85**

THIS PRINT IS THE PROPERTY OF D&D MOTOR SYSTEMS INC.  
 DO NOT SCALE  
 WORK TO DIMENSIONS  
 TOLERANCES UNLESS OTHERWISE SPECIFIED ARE AS FOLLOWS  
 .XX----- .01  
 .XXX----- .005  
 .XX ROUNG CASTING----- .03  
 HOLES----- .001 / +.006  
 ANGLES----- 0-30°

<b>D &amp; D MOTOR SYSTEMS INC</b>			
<b>MOTOR OUTLINE</b>			
SIZE	DRAWN DATE	RELEASE DATE	DWG NO. / PART NO.
B	8-27-24		ES-173A-85
SCALE	STF	DRAWN BY	REV DATE
		MJG	

**TORQUE SPECIFICATION FOR  
 POWER CABLE SECURING TOP NUTS**  
 5/16-18 UNC (A1 / A2) - 110 IN / LBS MAX  
 1/4-20 UNC (F1 / F2) - 50 IN / LBS MAX