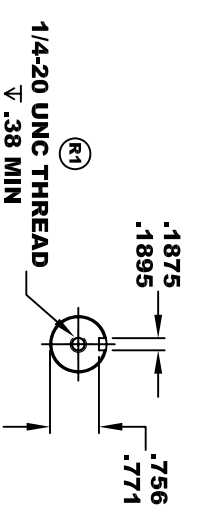
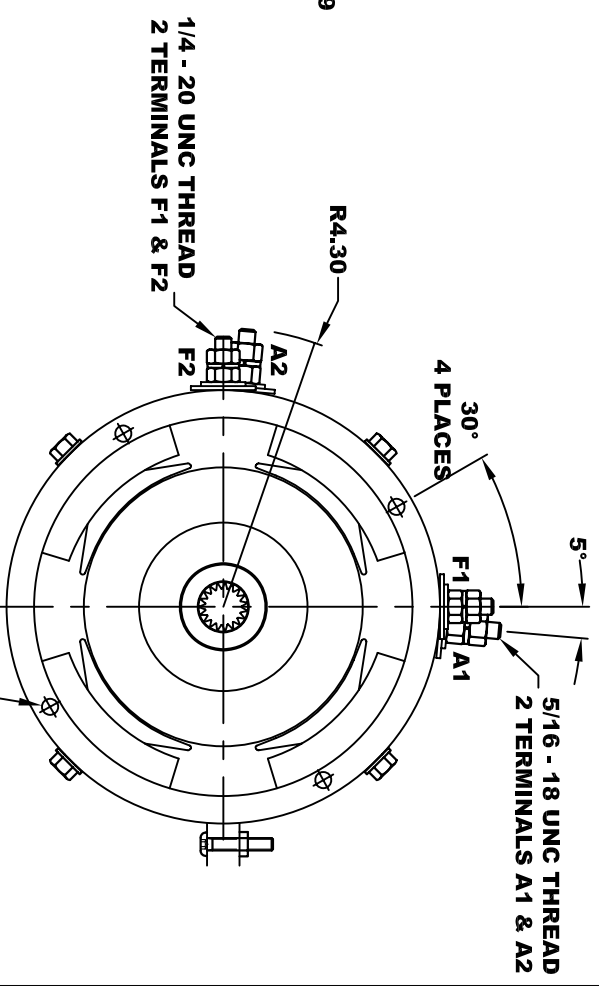
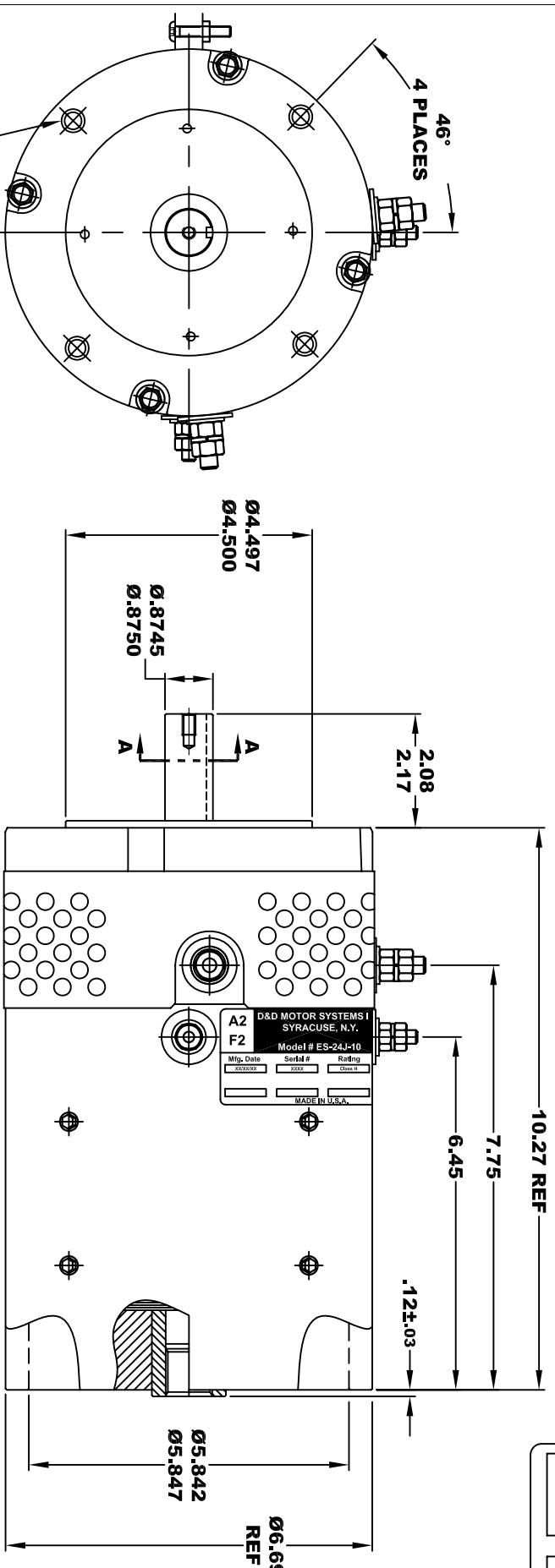


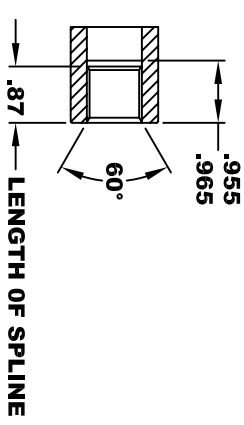
D&D MOTOR SYSTEMS INC.			
SYRACUSE N.Y.			
A2	F2	A1	
Model # ES-24J-10			
Mfg. Date	Serial #	Rating	Voltage
XXXXXX	XXXX	CLASS II	XX
MADE IN U.S.A.			

**TORQUE SPECIFICATION FOR
POWER CABLE SECURING TOP NUTS**
5/16-18 UNC (A1 / A2) - 110 IN / LBS MAX
1/4-20 UNC (F1 / F2) - 50 IN / LBS MAX

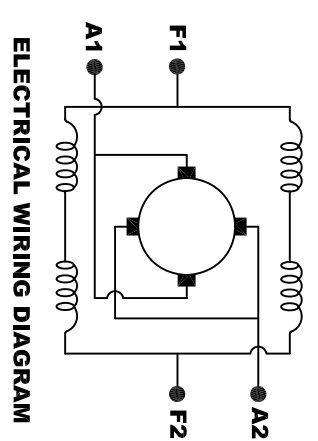


**INTERNAL INVOLUTE SPLINE SPECIFICATION
CLASS 5 FILET ROOT SIDE FIT (PER A.N.S.I. B92.1)**

NO. OF TEETH	19
SPLINE PITCH	24 / 48
PRESSURE ANGLE	45°
BASE Ø	.5597 REF
PITCH Ø	.7916 REF
MAJOR Ø	.850 - .859
FORM Ø	.835
MINOR Ø	.767 - .772
CIRCULAR SPACE WIDTH	.0764
EFFECTIVE SPACE WIDTH	.0738
MAX. DIMENSION BETWEEN TWO PINS	.6714
PIN Ø	.0800
SPLINE HARDNESS TO BE R/C 26-34	



**MOTOR WEIGHT: XX LBS
CLASS "H" INSULATION
PERFORMANCE SPEC: 10**



MOTOR WIRING CONNECTIONS:
CW ROTATION DRIVE END
CONNECT A1 & F1 TO ONE BATTERY TERMINAL
CONNECT A2 & F2 TO OTHER BATTERY TERMINAL
CCW ROTATION DRIVE END
SWITCH F1 & F2 CONNECTIONS

THIS PRINT IS THE PROPERTY OF D&D MOTOR SYSTEMS INC.
DO NOT SCALE
WORK TO DIMENSIONS
TOLERANCES UNLESS OTHERWISE SPECIFIED ARE AS FOLLOWS
XX .005
XXX .01
.XX ROUGH CASTING .03
HOLES -.001 / +.006
ANGLES 0°30"

D & D MOTOR SYSTEMS INC

MOTOR OUTLINE

SIZE	DRAWN DATE	RELEASE DATE	DWG NO. / PART NO.	REV
B	12-10-09		ES-24J-10 (R2)	R2
SCALE	STF	DRAWN BY	MJG	REV DATE
				2-4-10