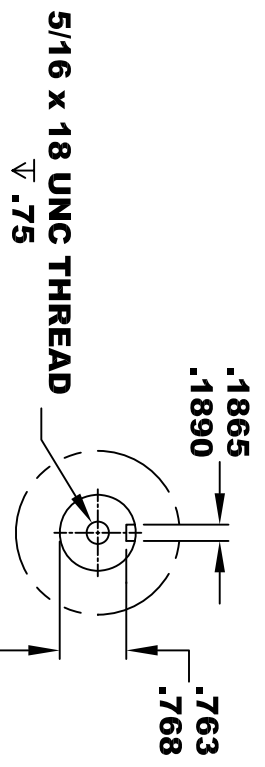
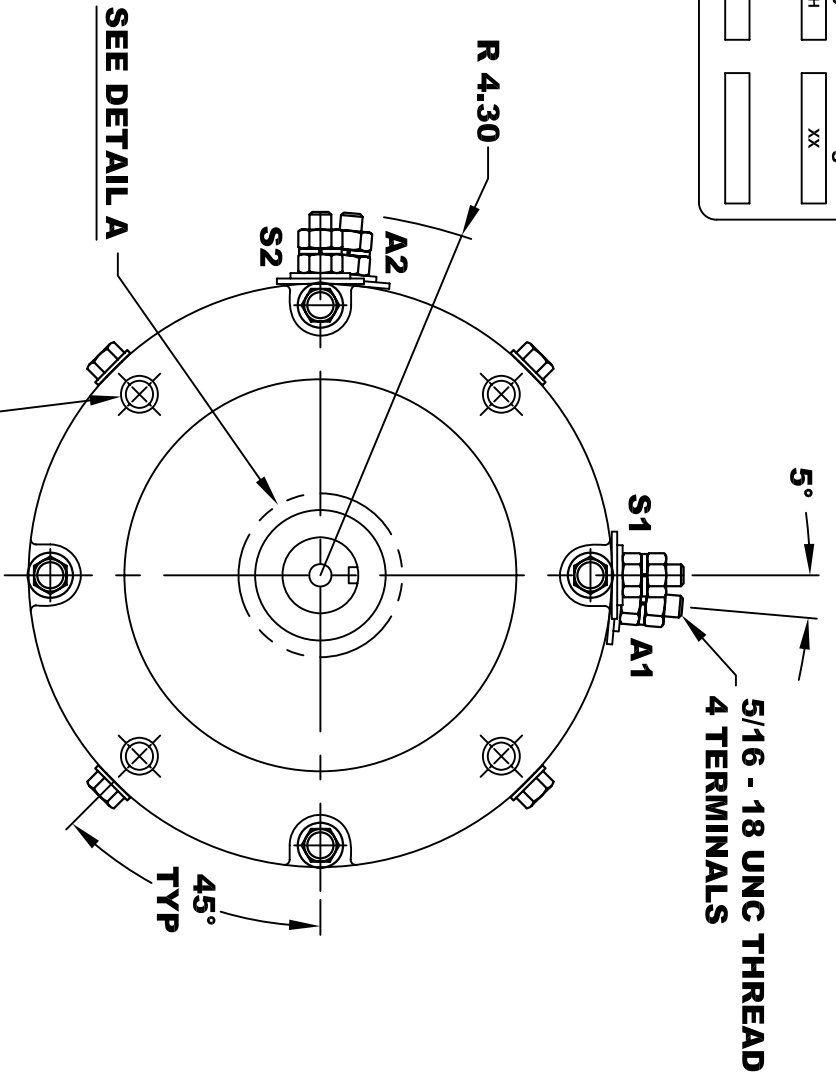


<b>A2</b>	<b>D&amp;D MOTOR SYSTEMS INC.</b>			<b>A1</b>
<b>S2</b>	<b>SYRACUSE N.Y.</b>			<b>S1</b>
<b>Model # ES-29-43</b>				
Mfg. Date	Serial #	Rating	Voltage	
XXXXXX	XXXX	CLASS H	XX	
MADE IN U.S.A.				

**TORQUE SPECIFICATION FOR  
 POWER CABLE SECURING TOP NUTS  
 5/16-18 UNC - 110 IN / LBS MAX**



**MOTOR WEIGHT: 51 LBS**  
**CLASS "H" INSULATION**  
**PERFORMANCE SPEC: 43**

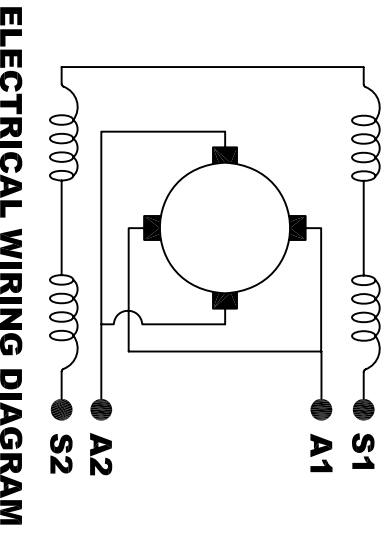
**D & D MOTOR SYSTEMS INC**

**MOTOR OUTLINE**

THIS PRINT IS THE PROPERTY OF D&D MOTOR SYSTEMS INC.  
 DO NOT SCALE  
 WORK TO DIMENSIONS  
 TOLERANCES UNLESS OTHERWISE SPECIFIED ARE AS FOLLOWS

.XX	.01
.XXX	.005
.XX ROUGH CASTING	.03
HOLES	-.001 / +.006
ANGLES	0°30"

SIZE	DRAWN DATE	RELEASE DATE	DWG NO. / PART NO.	REV
B	5-18-05		ES-29-43	
SCALE	STF	DRAWN BY	MJG	REV DATE



**MOTOR WIRING CONNECTIONS:**  
**CW ROTATION DRIVE END**  
**CONNECT S2 & A1 TOGETHER**  
**CONNECT S1 TO BATTERY TERMINAL**  
**CCW ROTATION DRIVE END**  
**CONNECT A2 TO OTHER BATTERY TERMINAL**  
**CONNECT S1 & S2 CONNECTIONS**