

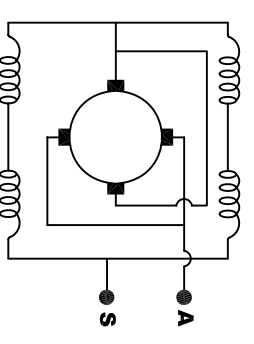
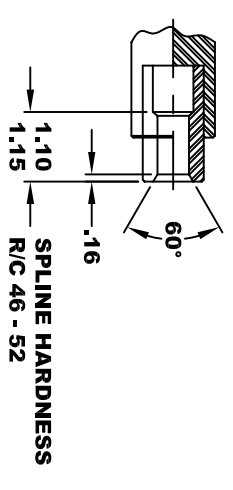
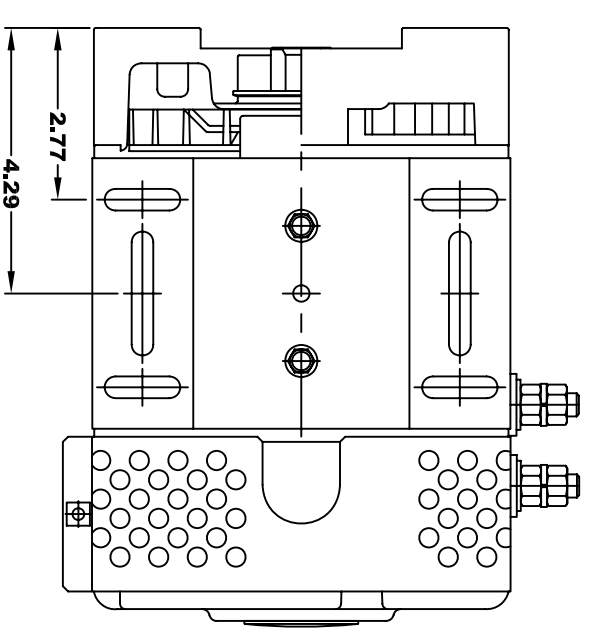
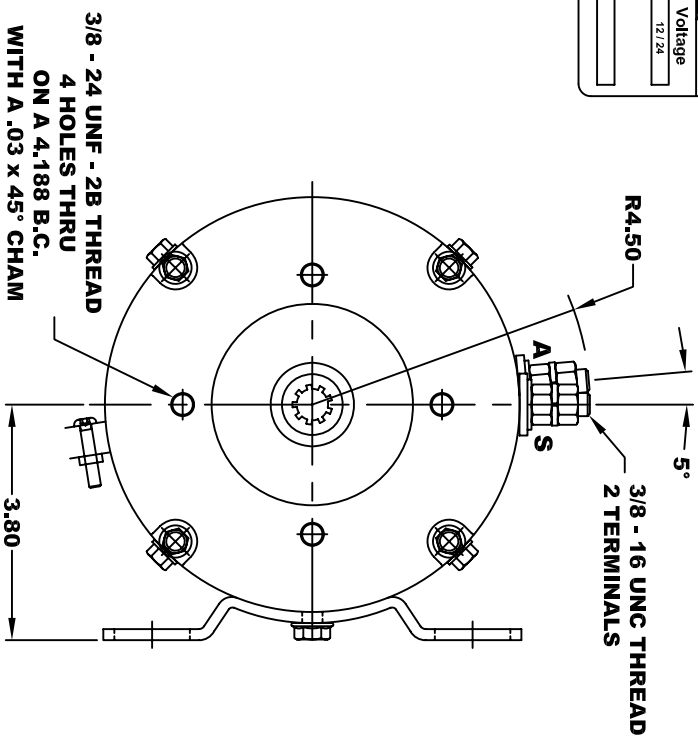
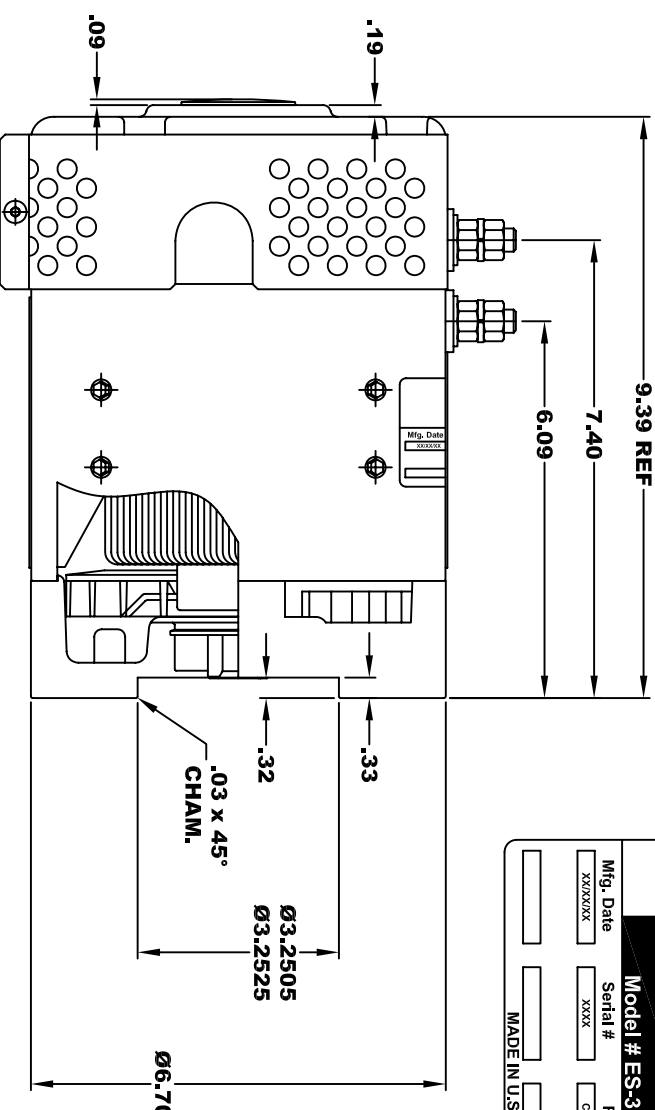
D&D MOTOR SYSTEMS INC.

SYRACUSE N.Y.

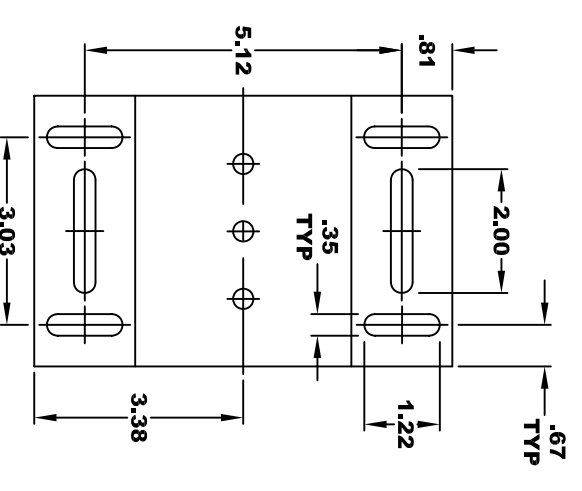
Model # ES-35D-24

Mfg. Date	Serial #	Rating	Voltage
XXXXXX	XXXX	CLASS - H	12/24
MADE IN U.S.A.			

**TORQUE SPECIFICATION FOR  
POWER CABLE SECURING TOP NUTS**  
3/8-16 UNC - 140 IN / LBS MAX



**MOTOR WIRING CONNECTIONS:**  
CW ROTATION DRIVE END  
CONNECT ONE POWER CABLE TO TERMINAL A  
CONNECT THE OTHER POWER CABLE TO TERMINAL S



**INTERNAL INVOLUTE SPLINE SPECIFICATION  
FLAT ROOT SIDE FIT (PER A.N.S.I. B92.1 CLASS 5)**

- NO. OF TEETH \_\_\_\_\_ 9
- SPLINE PITCH \_\_\_\_\_ 16 / 32
- PRESSURE ANGLE \_\_\_\_\_ 30°
- BASE Ø \_\_\_\_\_ .4871 REF
- PITCH Ø \_\_\_\_\_ .5625 REF
- MAJOR Ø \_\_\_\_\_ .651
- FORM Ø \_\_\_\_\_ .629
- MINOR Ø \_\_\_\_\_ .509 - .514

	.010	A
	.010	B

- CIRCULAR SPACE WIDTH
- MAX ACTUAL \_\_\_\_\_ .1008
- MIN EFFECTIVE \_\_\_\_\_ .0982
- MAX DIMENSION BETWEEN TWO PINS \_\_\_\_\_ .3972
- PIN Ø \_\_\_\_\_ .1080

**MOTOR WEIGHT: 40 LBS**  
CLASS "H" INSULATION  
PERFORMANCE SPEC: 24

THIS PRINT IS THE PROPERTY OF D&D MOTOR SYSTEMS INC.  
DO NOT SCALE  
WORK TO DIMENSIONS  
TOLERANCES UNLESS OTHERWISE SPECIFIED ARE AS FOLLOWS  
.XX \_\_\_\_\_ .01  
.XXX \_\_\_\_\_ .005  
.XX ROUGH CASTING \_\_\_\_\_ .03  
HOLES \_\_\_\_\_ -.001 / +.006  
ANGLES \_\_\_\_\_ 0°30"

D & D MOTOR SYSTEMS INC

**MOTOR OUTLINE**

SIZE	DRAWN DATE	RELEASE DATE	DWG NO. / PART NO.	REV
B	1-29-15		ES-35D-24	
SCALE	STF	DRAWN BY	MJG	REV DATE