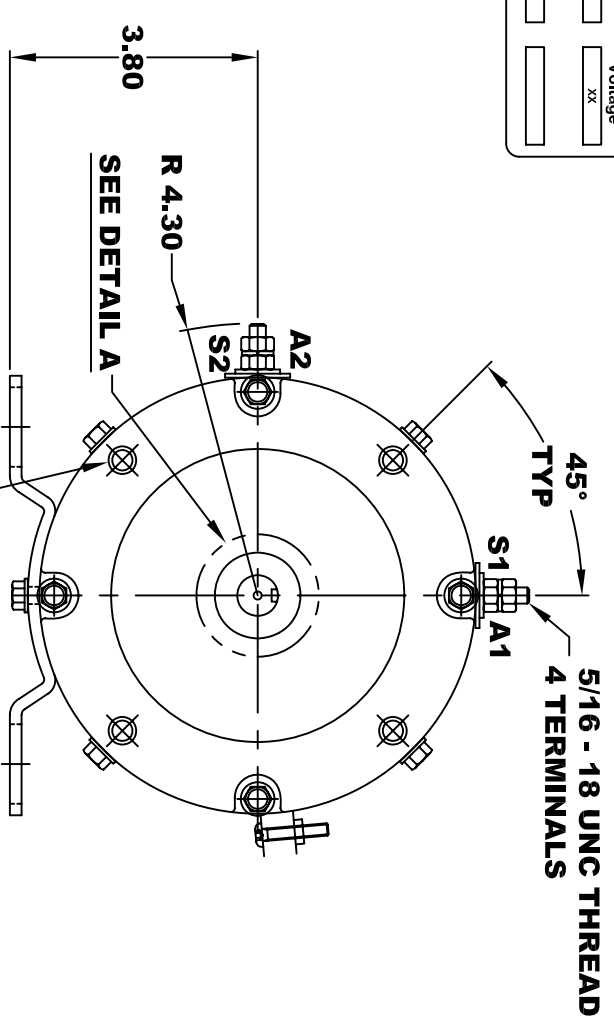
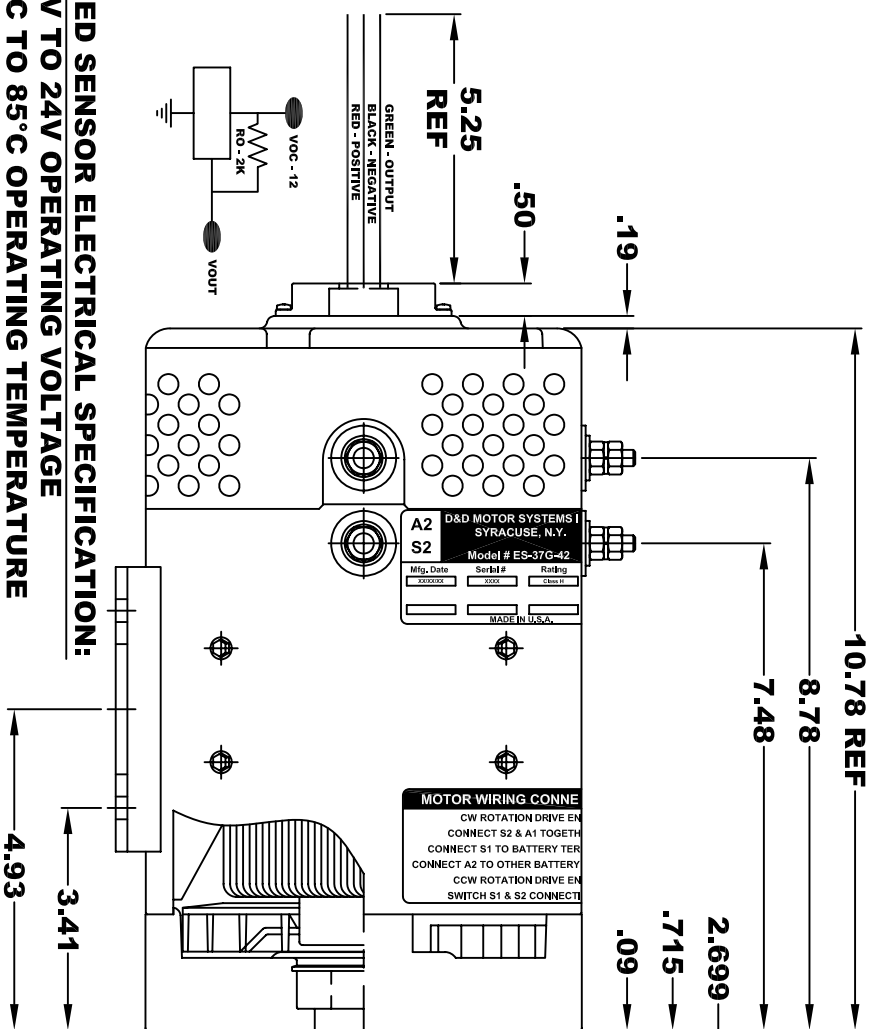


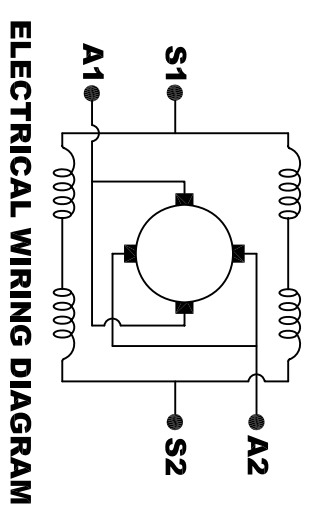
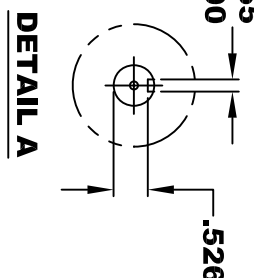
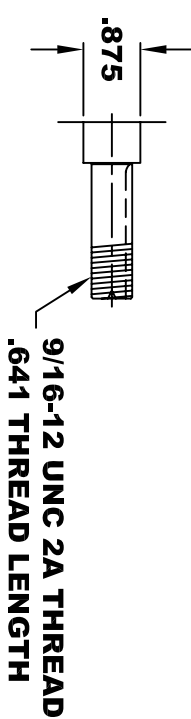
**TORQUE SPECIFICATION FOR
POWER CABLE SECURING TOP NUTS
5/16-18 UNC - 110 IN / LBS MAX**



D&D MOTOR SYSTEMS INC.			
SYRACUSE N.Y.			
A2	S2	A1	S1
Model # ES-37G-42			
Mfg. Date	Serial #	Rating	Voltage
XXXXXX	XXXX	CLASS H	XX
MADE IN U.S.A.			



SPEED SENSOR ELECTRICAL SPECIFICATION:
 -4.5V TO 24V OPERATING VOLTAGE
 -20°C TO 85°C OPERATING TEMPERATURE
 -CURRENT SINKING UP TO 25mA
 -AN EXTERNAL OUTPUT PULL UP RESISTOR IS REQUIRED
 -SENSOR IS DESIGNED TO OPERATE WITH 4 N/S POLEPAIRS
 -THE OPERATIONAL DISTANCE BETWEEN THE MAGNET
 AND THE HOUSING, INCLUDING ANY RUNOUT
 SHOULD NOT EXCEED .030 INCHES



MOTOR WIRING CONNECTIONS:
 CW ROTATION DRIVE END
 CONNECT S2 & A1 TOGETHER
 CONNECT S1 TO BATTERY TERMINAL
 CONNECT A2 TO OTHER BATTERY TERMINAL
 CCW ROTATION DRIVE END
 SWITCH S1 & S2 CONNECTIONS

D & D MOTOR SYSTEMS INC

MOTOR OUTLINE

THIS PRINT IS THE PROPERTY OF D&D MOTOR SYSTEMS INC.
 DO NOT SCALE
 WORK TO DIMENSIONS
 TOLERANCES UNLESS OTHERWISE SPECIFIED ARE AS FOLLOWS
 .XXX _____ .005
 .XX _____ .01
 .XX ROUGH CASTING _____ .03
 HOLES _____ -.001 / +.006
 ANGLES _____ 0°30"

SIZE	DRAWN DATE	RELEASE DATE	DWG NO. / PART NO.	REV
B	9-11-13		ES-37G-42	
SCALE	STF	DRAWN BY	MJG	REV DATE

**MOTOR WEIGHT: 51 LBS
 CLASS "H" INSULATION
 PERFORMANCE SPEC: 42**

