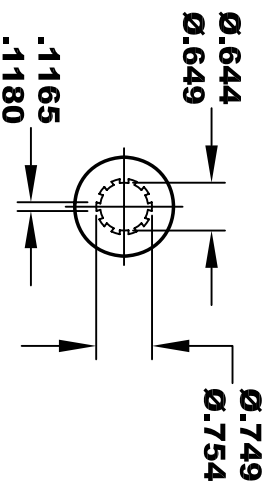
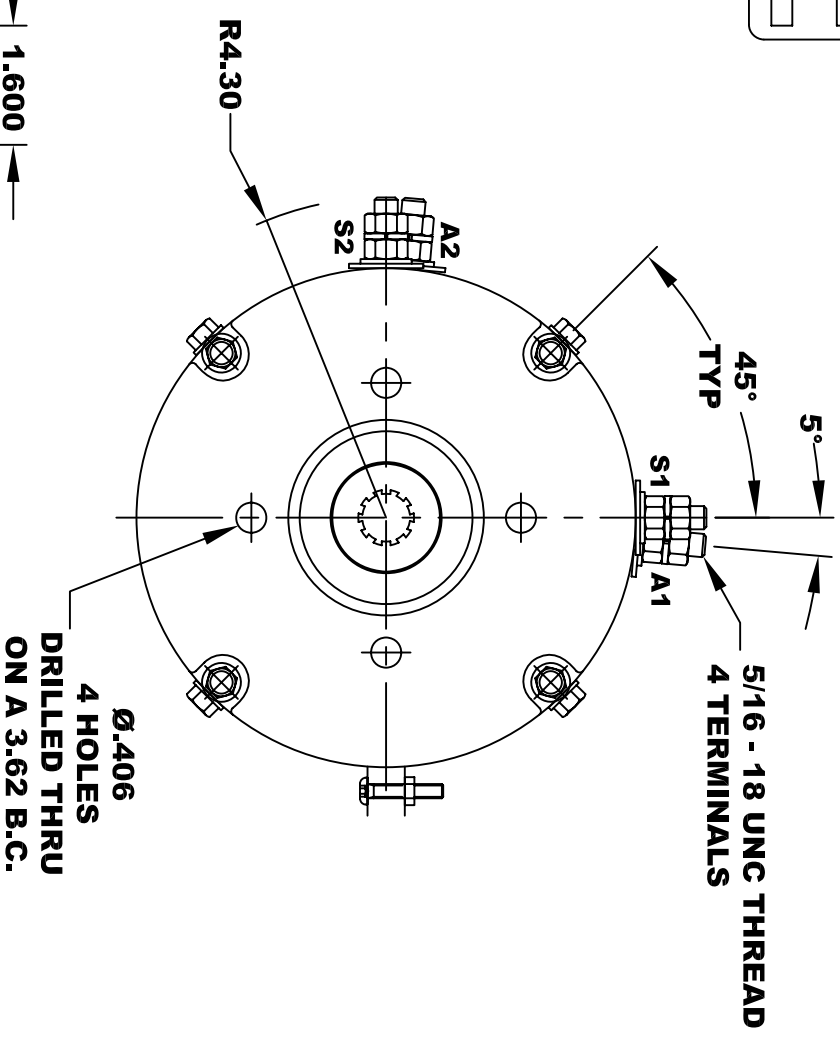


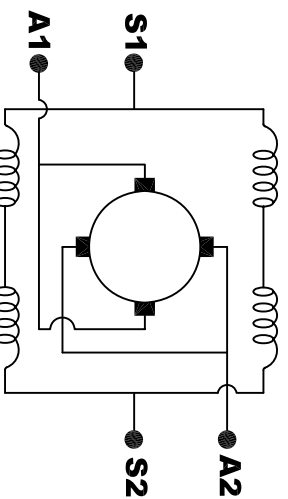
A2		D&D MOTOR SYSTEMS INC.		A1	
S2		SYRACUSE N.Y.		S1	
Model # ES-40B-9					
Mfg. Date	Serial #	Rating	Voltage		
XX/XX/XX	XXXX	CLASS H	36 / 48		
		MADE IN U.S.A.			

**TORQUE SPECIFICATION FOR
POWER CABLE SECURING TOP NUTS
5/16-18 UNC - 110 IN / LBS MAX**



**10 TOOTH
INTERNAL SPLINE
HARDNESS OF SPLINE
TO BE R/C 46 - 53 (.02 DEPTH MIN)**

**MOTOR WEIGHT: 61 LBS (R1)
CLASS "H" INSULATION
PERFORMANCE SPEC: 9**



ELECTRICAL WIRING DIAGRAM

**MOTOR WIRING CONNECTIONS:
CW ROTATION DRIVE END
CONNECT S2 & A1 TOGETHER
CONNECT S1 TO BATTERY TERMINAL
CONNECT A2 TO OTHER BATTERY TERMINAL
CCW ROTATION DRIVE END
SWITCH S1 & S2 CONNECTIONS**

THIS PRINT IS THE PROPERTY OF D&D MOTOR SYSTEMS INC.
DO NOT SCALE
WORK TO DIMENSIONS
TOLERANCES UNLESS OTHERWISE SPECIFIED ARE AS FOLLOWS
.XX .005
.XXX .01
.XX RROUGH CASTING .03
HOLES -.001 / +.006
ANGLES 0°30"

**D & D MOTOR SYSTEMS INC
MOTOR OUTLINE**

SIZE	DRAWN DATE	RELEASE DATE	DWG NO. / PART NO.	REV
B	8-31-05		ES-40B-9	R1
SCALE	STF	DRAWN BY	MJG	REV DATE
				9-9-15