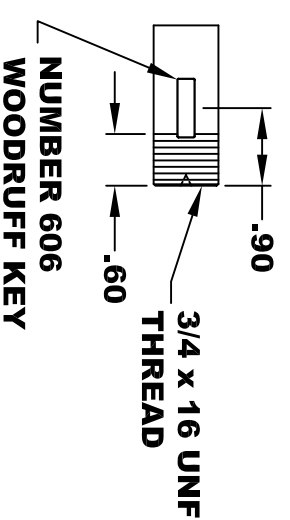
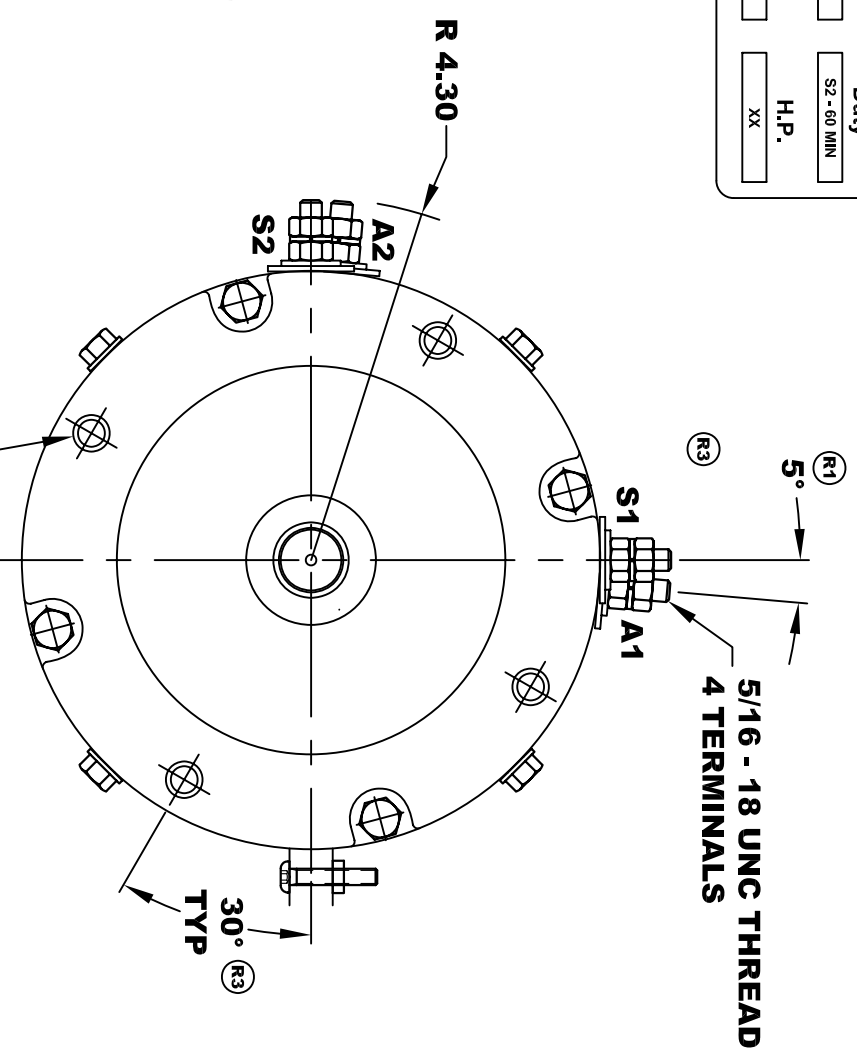


A2		D&D MOTOR SYSTEMS INC.		A1	
S2		SYRACUSE N.Y.		S1	
Model # ES-45-2					
Mfg. Date	Serial #	Rating	Duty		
XX/XX/XX	XXXX	Class H	S2 - 60 MIN		
Voltage	Current	R.P.M.	H.P.		
XX	XXXX	XXXX	XX		
MADE IN U.S.A.					

**TORQUE SPECIFICATION FOR
POWER CABLE SECURING TOP NUTS
5/16-18 UNC - 110 IN / LBS MAX**



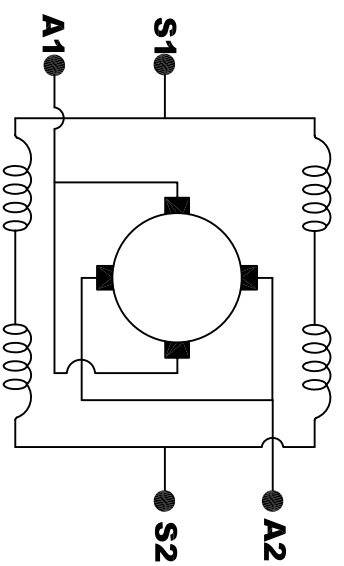
**MOTOR WEIGHT: 50 LBS
CLASS "H" INSULATION
PERFORMANCE SPEC: 2**

D & D MOTOR SYSTEMS INC

MOTOR OUTLINE

SIZE	DRAWN DATE	RELEASE DATE	DWG NO. / PART NO.	REV
B	11-20-02		ES-45-2 (R2)	R3
SCALE	STF	DRAWN BY	MJG	REV DATE
				9-8-05

**MOTOR WIRING CONNECTIONS:
CW ROTATION DRIVE END
CONNECT S2 & A1 TOGETHER
CONNECT S1 TO BATTERY TERMINAL
CCW ROTATION DRIVE END
CONNECT A2 TO OTHER BATTERY TERMINAL
CONNECT S1 & S2 CONNECTIONS**



ELECTRICAL WIRING DIAGRAM

THIS PRINT IS THE PROPERTY OF D&D MOTOR SYSTEMS INC.
DO NOT SCALE
WORK TO DIMENSIONS
TOLERANCES UNLESS OTHERWISE SPECIFIED ARE AS FOLLOWS
.XX .01
.XXX .005
.XX ROUGH CASTING .03
HOLES -.001 / +.006
ANGLES 0°30"