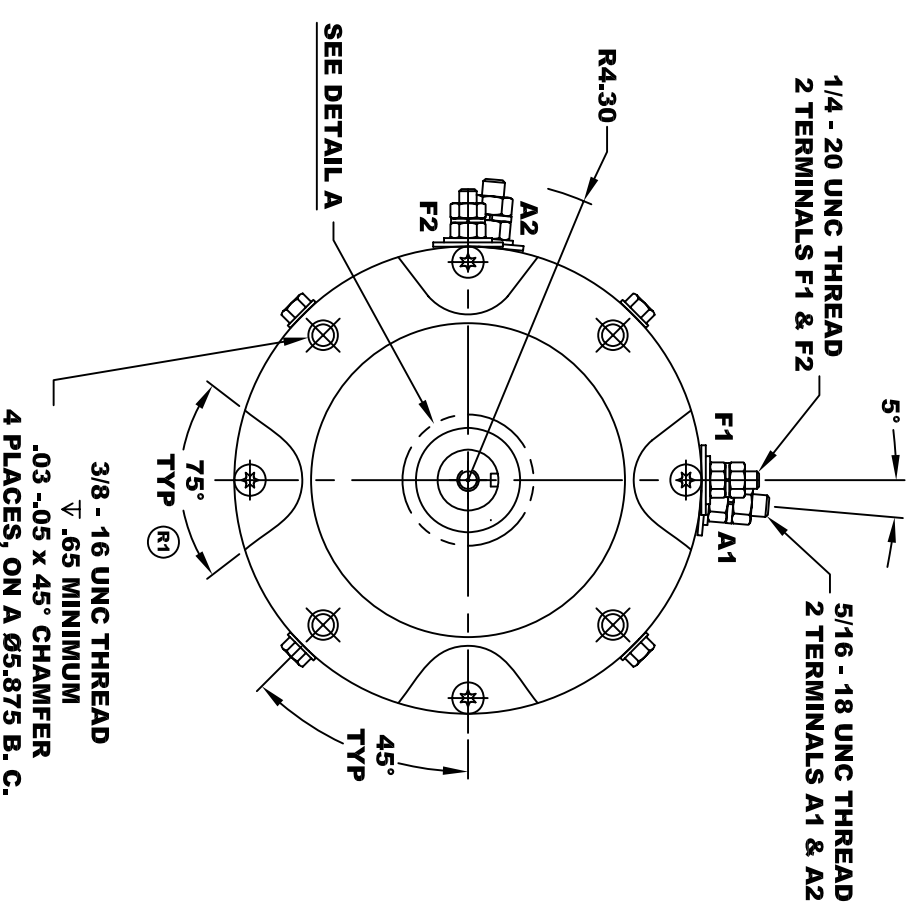
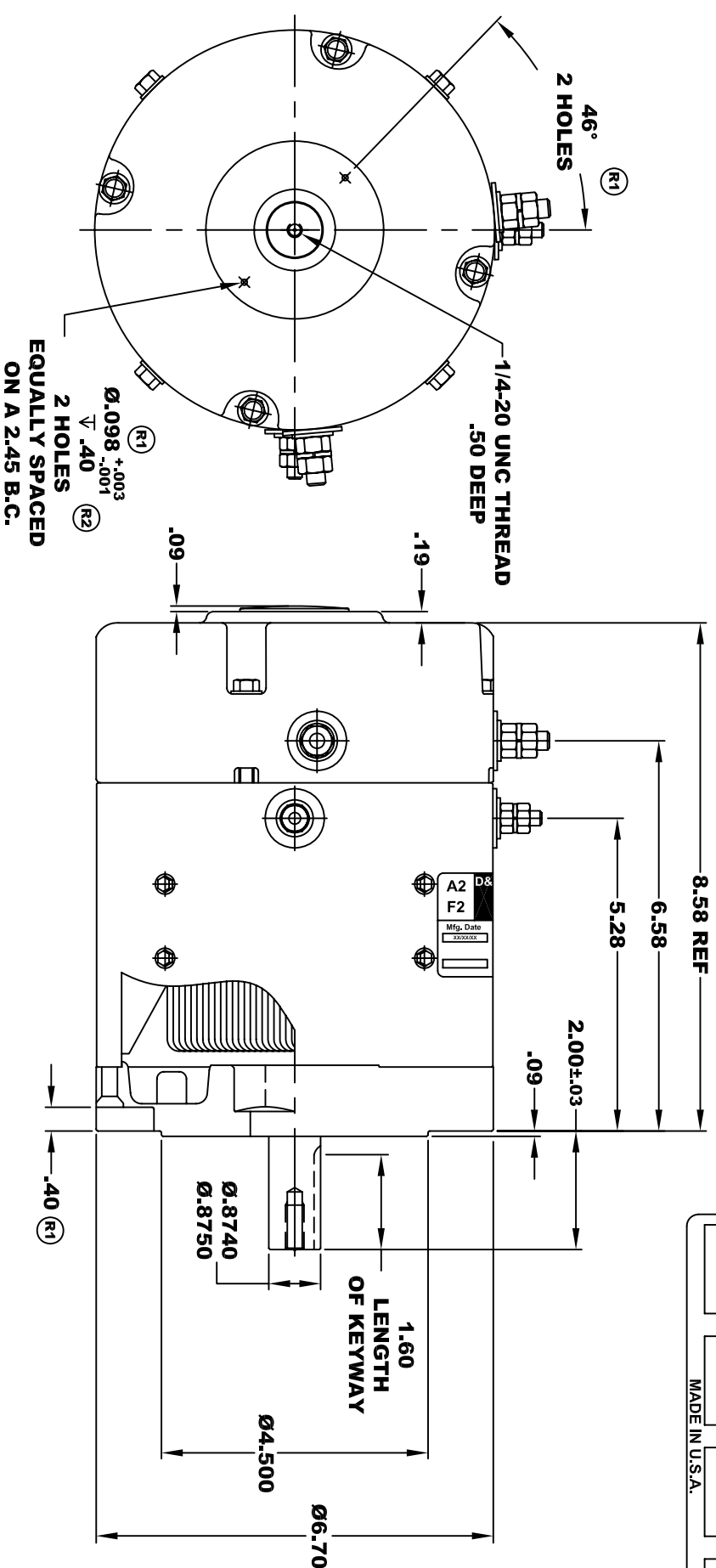


D&D MOTOR SYSTEMS INC.			
SYRACUSE N.Y.			
A2	Model # ES-71-52		A1
F2	Mfg. Date	Serial #	Rating
	XXXXXX	XXXX	CLASS H
			Voltage
			XX
			MADE IN U.S.A.

**TORQUE SPECIFICATION FOR
POWER CABLE SECURING TOP NUTS**
5/16-18 UNC (A1 / A2) - 110 IN / LBS MAX
1/4-20 UNC (F1 / F2) - 50 IN / LBS MAX



MOTOR WEIGHT: 38 LBS
CLASS "H" INSULATION
PERFORMANCE SPEC: 52

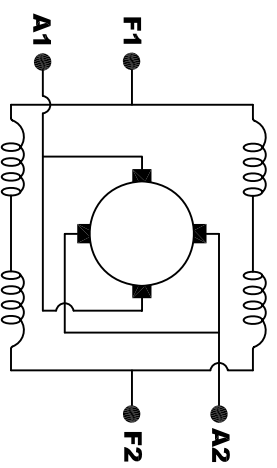
D & D MOTOR SYSTEMS INC

MOTOR OUTLINE

SIZE	DRAWN DATE	RELEASE DATE	DWG NO. / PART NO.	REV
B	6-15-04		ES-71-52	R2
SCALE	STF	DRAWN BY	MJG	REV DATE
				9-3-08

THIS PRINT IS THE PROPERTY OF D&D MOTOR SYSTEMS INC.
DO NOT SCALE
WORK TO DIMENSIONS
TOLERANCES UNLESS OTHERWISE SPECIFIED ARE AS FOLLOWS
.XX _____ .01
.XXX _____ .005
.XX ROUGH CASTING _____ .03
HOLES _____ -.001 / +.006
ANGLES _____ 0°30"

MOTOR WIRING CONNECTIONS:
CW ROTATION DRIVE END
CONNECT A1 & F1 TO ONE BATTERY TERMINAL
CCW ROTATION DRIVE END
CONNECT A2 & F2 TO OTHER BATTERY TERMINAL
SWITCH F1 & F2 CONNECTIONS



ELECTRICAL WIRING DIAGRAM