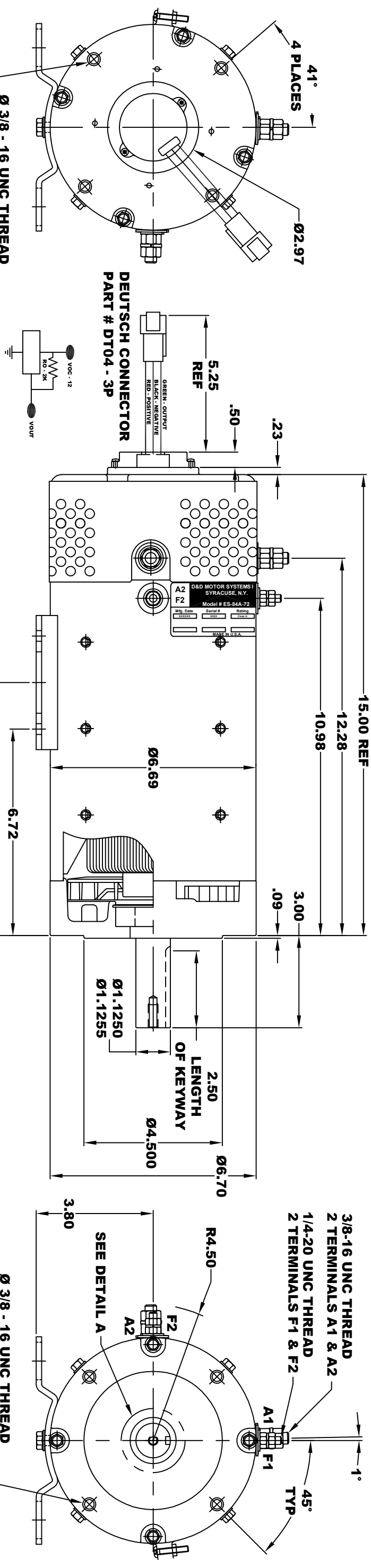
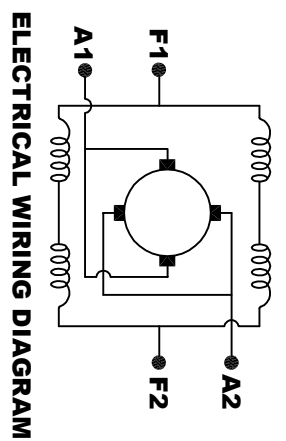
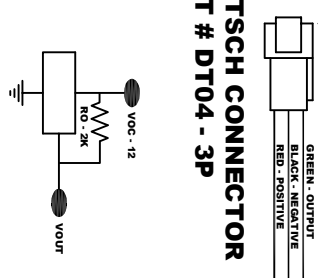


D&D MOTOR SYSTEMS INC.			
SYRACUSE N.Y.			
A2	F2	A1	F1
Model # ES-84A-72	Rating	Class "H"	Voltage
Mfg. Date	Serial #	Class "H"	XX
XXXX/XXXX	XXXX		
MADE IN U.S.A.			

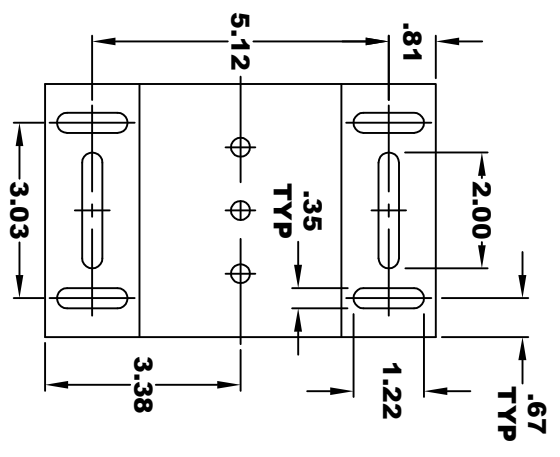
**TORQUE SPECIFICATION FOR
POWER CABLE SECURING TOP NUTS**
 3/8-16 UNC (A1 & A2) - 140 IN / LBS MAX
 1/4-20 UNC (F1 & F2) - 50 IN / LBS MAX



SPEED SENSOR ELECTRICAL SPECIFICATION:
 -4.5V TO 24V OPERATING VOLTAGE
 -20°C TO 85°C OPERATING TEMPERATURE
 -CURRENT SINKING UP TO 25mA
 -AN EXTERNAL PULL UP RESISTOR IS REQUIRED
 -SENSOR IS DESIGNED TO OPERATE WITH 4 N/S POLEPAIRS
 -THE OPERATIONAL DISTANCE BETWEEN THE MAGNET
 AND THE HOUSING, INCLUDING ANY RUNOUT
 SHOULD NOT EXCEED .030 INCHES



MOTOR WIRING CONNECTIONS:
 CW ROTATION DRIVE END
 CONNECT A1 & F1 TO ONE BATTERY TERMINAL
 CONNECT A2 & F2 TO OTHER BATTERY TERMINAL
 CCW ROTATION DRIVE END
 SWITCH F1 & F2 CONNECTIONS



MOTOR WEIGHT: 84 LBS
CLASS "H" INSULATION
PERFORMANCE SPEC: 72

THIS PRINT IS THE PROPERTY OF D&D MOTOR SYSTEMS INC.
 DO NOT SCALE
 WORK TO DIMENSIONS
 TOLERANCES UNLESS OTHERWISE SPECIFIED ARE AS FOLLOWS
 .XX _____ .01
 .XXX _____ .005
 .XX ROUGH CASTING _____ .03
 HOLES _____ .001 / +.006
 ANGLES _____ 0.30"

D & D MOTOR SYSTEMS INC

MOTOR OUTLINE

SIZE	DRAWN DATE	RELEASE DATE	DWG NO. / PART NO.	REV
B	11-30-17		ES-84A-72	
SCALE	STF	DRAWN BY	MJG	REV DATE