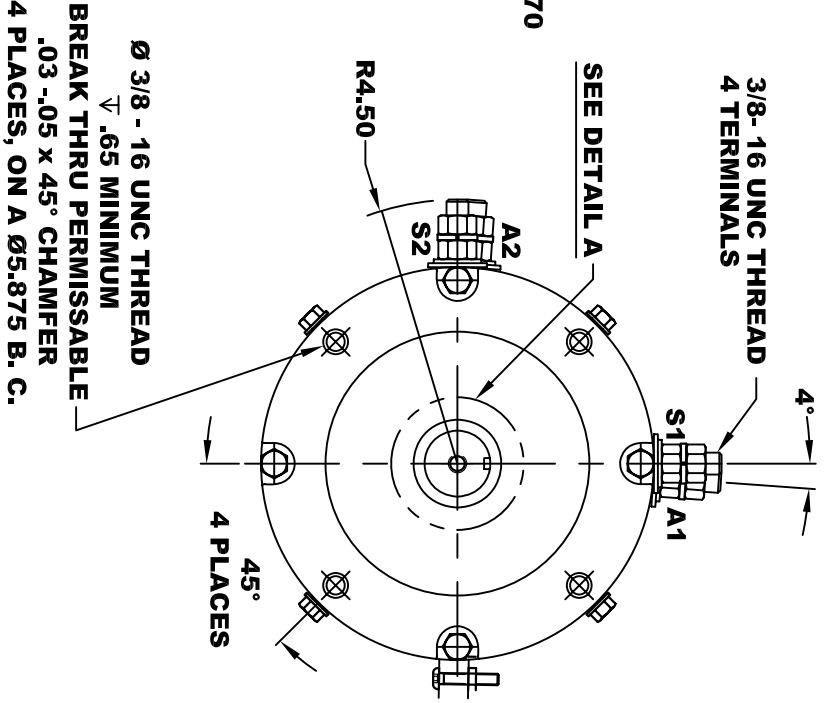
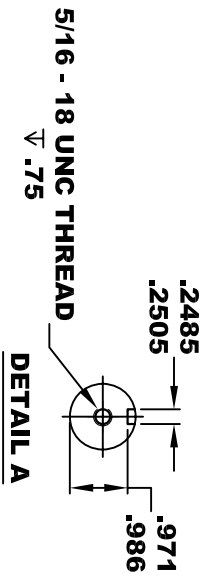
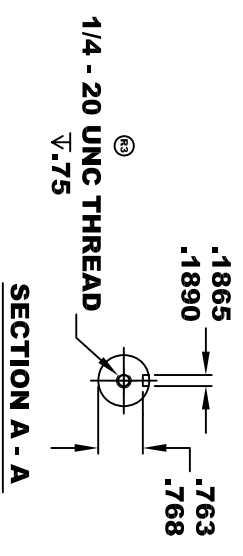
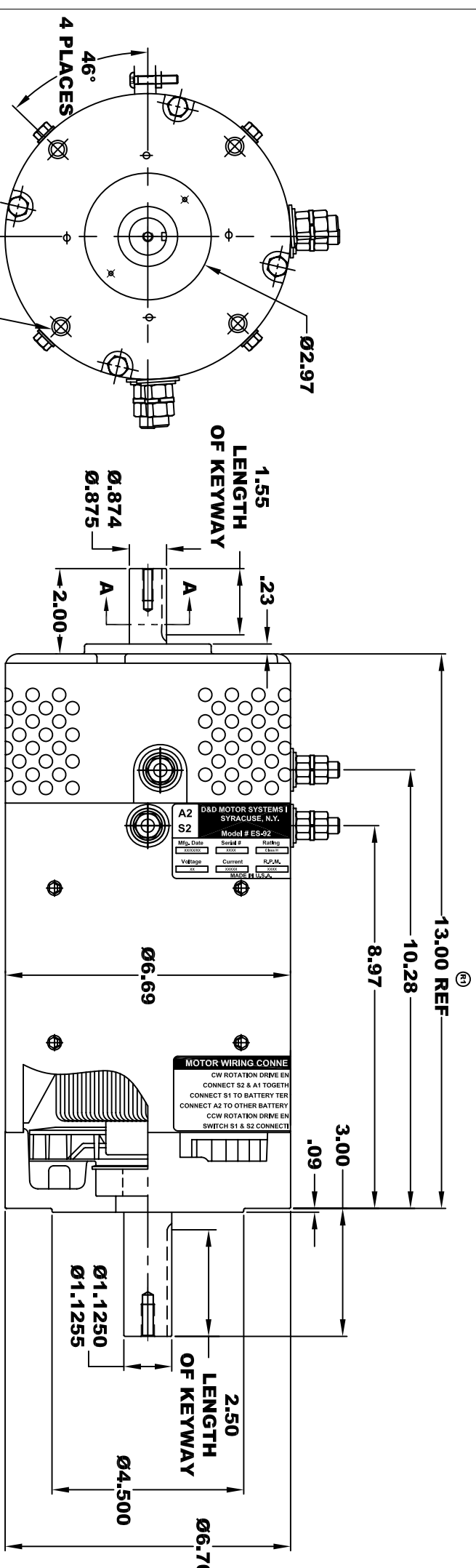
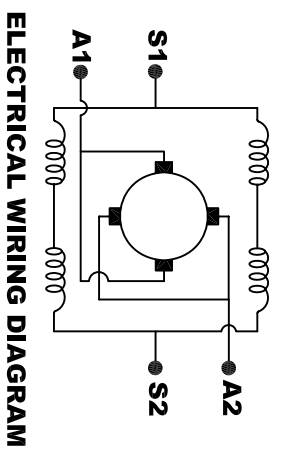


<b>A2</b>		<b>D&amp;D MOTOR SYSTEMS INC.</b>		<b>A1</b>	
<b>S2</b>		SYRACUSE N.Y.		<b>S1</b>	
<b>Model # ES-92</b>					
Mfg. Date	Serial #	Rating	Duty		
XXXXXX	XXXX	Class H	S2 - XX MIN		
Voltage	Current	R.P.M.	H.P.		
XX	XXXXX	XXXX	XX		
MADE IN U.S.A.					

**TORQUE SPECIFICATION FOR  
POWER CABLE SECURING TOP NUTS**  
3/8-16 UNC - 140 IN / LBS MAX



**MOTOR WEIGHT: 68 LBS**  
**CLASS "H" INSULATION**  
**PERFORMANCE SPEC: 6**



**MOTOR WIRING CONNECTIONS:**  
**CW ROTATION DRIVE END**  
CONNECT S2 & A1 TOGETHER  
CONNECT S1 TO BATTERY TERMINAL  
**CCW ROTATION DRIVE END**  
CONNECT A2 TO OTHER BATTERY TERMINAL  
SWITCH S1 & S2 CONNECTIONS

THIS PRINT IS THE PROPERTY OF D&D MOTOR SYSTEMS INC.  
DO NOT SCALE  
WORK TO DIMENSIONS  
TOLERANCES UNLESS OTHERWISE SPECIFIED ARE AS FOLLOWS  
.XX .01  
.XXX .005  
.XX ROUGH CASTING .03  
HOLES -.001 / +.006  
ANGLES 0°30"

<b>D &amp; D MOTOR SYSTEMS INC</b>			
<b>MOTOR OUTLINE</b>			
SIZE	DRAWN DATE	RELEASE DATE	DWG NO. / PART NO.
B	1-16-04		ES-92
SCALE	DRAWN BY	REV DATE	REV
STF	MJG	6-14-05	R3