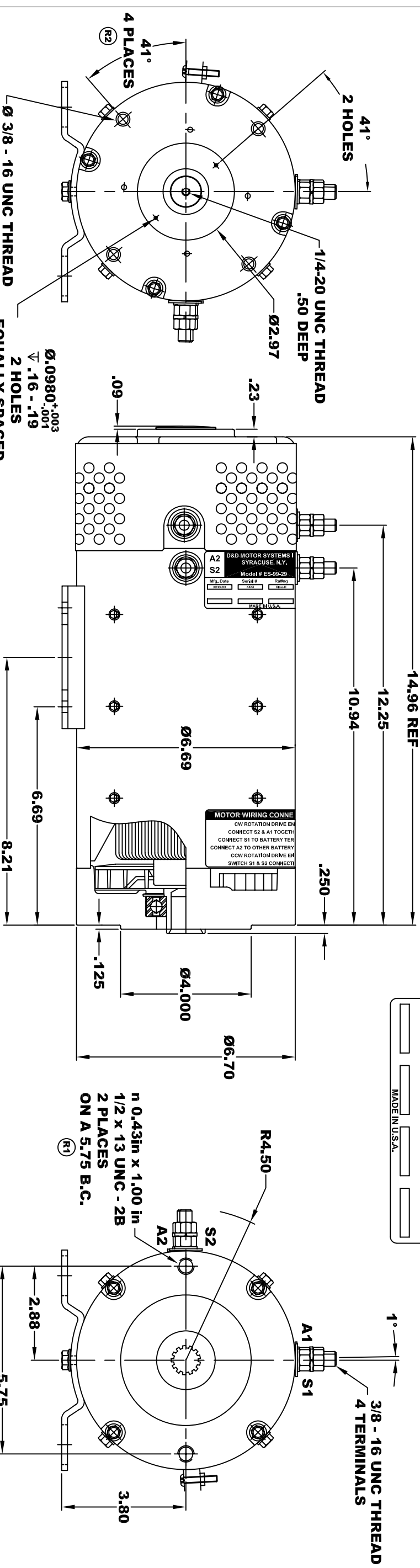


**TORQUE SPECIFICATION FOR
POWER CABLE SECURING TOP NUTS
3/8-16 UNC - 140 IN / LBS MAX**

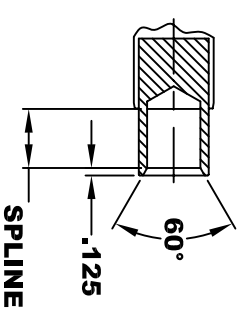
D&D MOTOR SYSTEMS INC.		A2	A1
SYRACUSE N.Y.		S2	S1
Mfg. Date	Serial #	Rating	Voltage
XXXXXX	XXXX	CLASS 41	XX
Model # ES-99-29		MADE IN U.S.A.	



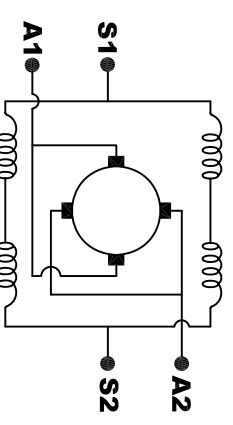
**INTERNAL INVOLUTE SPLINE SPECIFICATION
FILLET ROOT SIDE FIT (PER A.N.S.I. B92.1 CLASS 5)**

- NO. OF TEETH _____ 13
- SPLINE PITCH _____ 16 / 32
- PRESSURE ANGLE _____ 30°
- BASE Ø _____ .7036 REF
- PITCH Ø _____ .8125 REF
- MAJOR Ø _____ .901
- FORM Ø _____ .879
- MINOR Ø _____ .754

⊙	.010	A
⊔	.010	B

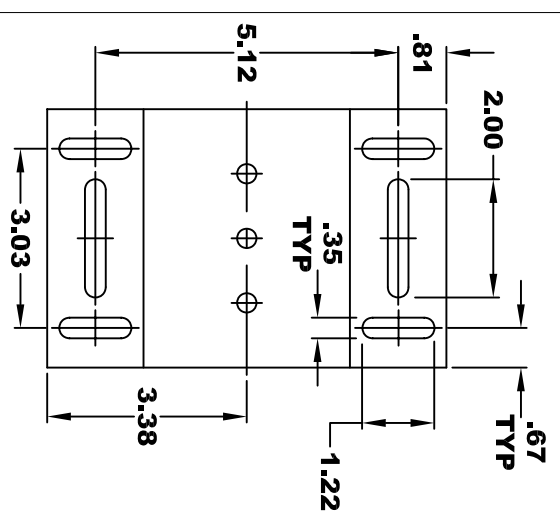


ELECTRICAL WIRING DIAGRAM



**MOTOR WIRING CONNECTIONS:
CW ROTATION DRIVE END
CONNECT S2 & A1 TOGETHER
CONNECT S1 TO BATTERY TERMINAL
CCW ROTATION DRIVE END
CONNECT A2 TO OTHER BATTERY TERMINAL
SWITCH S1 & S2 CONNECTIONS**

**MOTOR WEIGHT: 83 LBS
CLASS "H" INSULATION
PERFORMANCE SPEC: 29**



- CIRCULAR SPACE WIDTH _____
- MAX ACTUAL _____ .1008
- MIN EFFECTIVE _____ .XXXX
- MAX DIMENSION BETWEEN TWO PINS _____ .XXXX
- PIN Ø _____ .XXXX

THIS PRINT IS THE PROPERTY OF D&D MOTOR SYSTEMS INC.
DO NOT SCALE
WORK TO DIMENSIONS
TOLERANCES UNLESS OTHERWISE SPECIFIED ARE AS FOLLOWS
.XX _____ .01
.XXX _____ .005
.XX ROUGH CASTING _____ .03
HOLES _____ -.001 / +.006
ANGLES _____ 0°30"

D & D MOTOR SYSTEMS INC

MOTOR OUTLINE

SIZE	DRAWN DATE	RELEASE DATE	DWG NO. / PART NO.	REV
B	6-30-09		ES-99-29	R2
SCALE	STF	DRAWN BY	MJG	REV DATE
				11-4-13